

Balance Sheet

All Properties
As of 05/31/24 (cash basis)

ASSETS

Bank

1010 Cash in NW Bank Operating	84,280.20
1011 Cash in NW Bank Money Market Reserves	172,713.32
1014 Cash in US Bank Pro Shop	92,923.74
1015 Cash in NW Bank Debit Card	3,428.37
1017 Cash in Umpqua Bank MM Pro Shop	85,372.45
1019 Cash in NW Bank DDM Op Checking Sweep	1,059,624.64
1020 Cash in NW Bank Replacement Reserve	-135,028.23
1021 Cash in NW Bank CDARS	500,000.00
1022 Cash in NW Bank Sweep Reserve	1,293,159.27
1024 Cash in NW Bank Ln Pmt Reserve	118,208.46
1027 Cash in US Bank CD Pool Settlement	23,001.68
1028 Cash in US Bank CD1 Pro Shop	50,000.00
1029 Cash in US Bank CD2 Pro Shop	50,000.00

Total Bank 3,397,683.90

Other Current Asset

12001 Pass-through	-1,990.00
12002 Pass through- CB & US Bank	5,316.50

Total Other Current Asset 3,326.50

Fixed Asset

1500 Land & Improvements	220,954.56
1501 Buildings	1,181,956.45
1502 Irrigation	509,903.25
1503 Software Owned	2,939.90
1504 Furniture & Fixtures	96,214.70
1505 Office Furniture & Equipment	30,618.38
1506 Golf Machinery/Equipment	717,514.08
1509 Aquatic Center	1,867,877.42
1510 Accumulated Depreciation	-2,393,001.30

Total Fixed Asset 2,234,977.44

TOTAL ASSETS

5,635,987.84

LIABILITIES & EQUITY

Liabilities

Other Current Liability

2100 Notes Payable	976,485.18
2110 Capital Lease Liability	11,868.97
2120 Donations- Pools	1,215.88
2121 Donations- Golf Course	3,070.00
2122 Donations- Library	1,744.70
2123 Donations- Hello Neighbors	8,223.33
2124 Donations - Ice Cream Social	60.00
2126 Donations- Living Room Furniture	1,500.00
2210 Prepaid Assessments	5,790.00

Total Other Current Liability 1,009,958.06

Total Liabilities	1,009,958.06
Equity	
3000 Fund Balances	3,001.68
3001 Operating Fund Balance Prior Year	1,962,683.23
3002 Replacement Fund Balance Prior Year	1,039,597.98
3005 Operating Investment Fund	45,000.00
3007 Golf Course Fund Balance Prior Year	714,444.08
3008 Pro Shop Fund Balance Prior Year	302,032.60
3020 Aquatic Center Special Fund Contribution	35,001.75
3101 Current Year Income	524,268.46
Total Equity	4,626,029.78
TOTAL LIABILITIES & EQUITY	5,635,987.84

Budget Comparison

Property: King City Civic Association

Comparison Periods: 05/01/24 - 05/31/24 and 01/01/24 - 05/31/24 (cash basis)

	Actual 05/01/24 - 05/31/24	Budget 05/24 - 05/24	\$ Change	% Change	Actual YTD 01/01/24 - 05/31/24	Budget YTD 01/24 - 05/24	\$ Change	% Change
INCOME								
4000 Income								
4001 Regular Assessments	10,698.29	0.00	10,698.29		1,026,410.76	1,170,400.00	-143,989.24	-12.3 %
4002 Apartments Assessments	30,534.86	15,533.33	15,001.53	96.6 %	76,737.17	77,666.69	-929.52	-1.2 %
4050 Merchant Fee Income	70.00	0.00	70.00		819.56	0.00	819.56	
4100 Interest Revenue	2,111.46	2,833.33	-721.87	-25.5 %	10,945.70	14,166.69	-3,220.99	-22.7 %
4109 Facility Rental	262.50	750.00	-487.50	-65.0 %	3,337.50	3,750.00	-412.50	-11.0 %
4501 Late Charges	915.00	416.67	498.33	119.6 %	1,531.00	2,083.35	-552.35	-26.5 %
4506 Bank Returned Items	0.00	0.00	0.00		70.00	0.00	70.00	
4508 Interest Charges	0.00	0.00	0.00		4.09	0.00	4.09	
4511 Keys and Fobs	279.00	166.67	112.33	67.4 %	997.00	833.35	163.65	19.6 %
4515 Setup/Management Fee	0.00	416.67	-416.67	-100.0 %	35.00	2,083.35	-2,048.35	-98.3 %
4601 Other Fees	111.00	0.00	111.00		111.00	0.00	111.00	
4603 Tax Refund	0.00	0.00	0.00		150.00	0.00	150.00	
4615 Homewise Fee Income	500.00	395.83	104.17	26.3 %	6,106.50	1,979.19	4,127.31	208.5 %
4000 Total Income	45,482.11	20,512.50	24,969.61	121.7 %	1,127,255.28	1,272,962.62	-145,707.34	-11.4 %
TOTAL INCOME	45,482.11	20,512.50	24,969.61	121.7 %	1,127,255.28	1,272,962.62	-145,707.34	-11.4 %
EXPENSE								
5000 Maintenance and Repair Services								
5001 General Maintenance/Repair	0.00	0.00	0.00		33.90	0.00	33.90	
5006 Tool & Small Equipment	19.95	0.00	19.95		19.95	0.00	19.95	
5008 Janitorial Services	78.25	0.00	78.25		78.25	0.00	78.25	
5009 Janitorial Services Exterior	4,887.00	4,750.00	137.00	2.9 %	24,435.00	23,750.00	685.00	2.9 %
5010 Janitorial Supplies	704.81	458.33	246.48	53.8 %	2,645.03	2,291.69	353.34	15.4 %
5162 Security/Monitoring	1,735.00	500.00	1,235.00	247.0 %	2,903.45	2,500.00	403.45	16.1 %
5186 Supplies- Operating	1,060.32	166.67	893.65	536.2 %	1,884.52	833.35	1,051.17	126.1 %
5000 Total Maintenance and Repair Serv	8,485.33	5,875.00	2,610.33	44.4 %	32,000.10	29,375.04	2,625.06	8.9 %
5200 LANDSCAPING								
5201 Landscape Contract Services	1,718.07	333.33	1,384.74	415.4 %	1,718.07	1,666.69	51.38	3.1 %
5204 Tree Replacement/Pruning	1,110.00	1,000.00	110.00	11.0 %	1,110.00	5,000.00	-3,890.00	-77.8 %
5200 Total LANDSCAPING	2,828.07	1,333.33	1,494.74	112.1 %	2,828.07	6,666.69	-3,838.62	-57.6 %
5300 UTILITY								
5301 Utility - Water	886.85	960.42	-73.57	-7.7 %	2,410.23	4,802.10	-2,391.87	-49.8 %
5302 Utility - Sewer	2,125.74	1,333.33	792.41	59.4 %	6,160.32	6,666.69	-506.37	-7.6 %
5303 Utility - Electricity	1,749.58	2,125.00	-375.42	-17.7 %	9,972.76	10,625.00	-652.24	-6.1 %
5304 Utility - Natural Gas	781.58	1,979.17	-1,197.59	-60.5 %	7,999.77	9,895.85	-1,896.08	-19.2 %
5305 Utility - Garbage and Recycling	431.36	833.33	-401.97	-48.2 %	3,538.92	4,166.69	-627.77	-15.1 %

	Actual 05/01/24 - 05/31/24	Budget 05/24 - 05/24	\$ Change	% Change	Actual YTD 01/01/24 - 05/31/24	Budget YTD 01/24 - 05/24	\$ Change	% Change
5306 Utility - Telephone	1,204.01	291.67	912.34	312.8 %	6,632.13	1,458.35	5,173.78	354.8 %
5308 Utility - Cable Television	4.20	2.08	2.12	101.9 %	12.60	10.44	2.16	20.7 %
5309 Utility - Internet Services	209.90	208.33	1.57	0.8 %	1,049.50	1,041.69	7.81	0.7 %
5310 Utility- Water- Pro Shop	647.52	316.67	330.85	104.5 %	1,802.73	1,583.35	219.38	13.9 %
5311 Utility- Electricity- Pro Shop	733.83	750.00	-16.17	-2.2 %	3,726.40	3,750.00	-23.60	-0.6 %
5312 Utility- Garbage & Recycling- Pro S	83.18	83.33	-0.15	-0.2 %	415.90	416.69	-0.79	-0.2 %
5313 Utility- Water- Golf Course	167.88	56.25	111.63	198.5 %	456.37	281.25	175.12	62.3 %
5314 Utility- Electricity- Golf Course	914.98	1,250.00	-335.02	-26.8 %	5,338.80	6,250.00	-911.20	-14.6 %
5315 Utility- Garbage & Recycling- Golf	0.00	166.67	-166.67	-100.0 %	222.30	833.35	-611.05	-73.3 %
5316 Utility- Telephone- Golf Course	178.16	0.00	178.16		356.64	0.00	356.64	
5318 Utility- Sewer- Golf Course	426.22	208.33	217.89	104.6 %	1,278.66	1,041.69	236.97	22.7 %
5319 Utility- Water- Pool	198.35	708.33	-509.98	-72.0 %	2,910.39	3,541.69	-631.30	-17.8 %
5321 Utility- Electricity- Pool	1,066.17	1,750.00	-683.83	-39.1 %	5,966.77	8,750.00	-2,783.23	-31.8 %
5300 Total UTILITY	11,809.51	13,022.91	-1,213.40	-9.3 %	60,251.19	65,114.83	-4,863.64	-7.5 %
5400 ADMIN SERVICES								
5401 Management Services - Contract	4,700.00	4,700.00	0.00	0.0 %	23,500.00	23,500.00	0.00	0.0 %
5402 Management Services - Extra	84.65	625.00	-540.35	-86.5 %	271.01	3,125.00	-2,853.99	-91.3 %
5407 Dues/Memberships/Subscriptions	193.25	83.33	109.92	131.9 %	3,266.13	416.69	2,849.44	683.8 %
5410 Office Supplies/Printing/Postage	583.84	833.33	-249.49	-29.9 %	4,372.70	4,166.69	206.01	4.9 %
5413 Mileage- Training/CE/Meetings	200.00	250.00	-50.00	-20.0 %	1,071.59	1,250.00	-178.41	-14.3 %
5415 Delivery & Newspaper Distribution	325.00	333.33	-8.33	-2.5 %	1,950.00	1,666.69	283.31	17.0 %
5419 Member Services	4,707.94	500.00	4,207.94	841.6 %	10,681.20	2,500.00	8,181.20	327.2 %
5420 Musicals- Monthly	0.00	300.00	-300.00	-100.0 %	875.00	1,500.00	-625.00	-41.7 %
5421 Hello Neighbors	2,610.27	500.00	2,110.27	422.1 %	6,212.89	2,500.00	3,712.89	148.5 %
5422 Reserve Study Preparation/Update	0.00	0.00	0.00		1,700.00	0.00	1,700.00	
5430 Website Expenses	69.00	34.50	34.50	100.0 %	345.00	172.50	172.50	100.0 %
5431 Library Expenses	29.98	333.33	-303.35	-91.0 %	2,149.90	1,666.69	483.21	29.0 %
5432 IT Management Plan	3,476.00	1,750.00	1,726.00	98.6 %	11,266.25	8,750.00	2,516.25	28.8 %
5433 Software Contract- Office	0.00	1,091.67	-1,091.67	-100.0 %	0.00	5,458.35	-5,458.35	-100.0 %
5438 Legal/Collection Expenses	1,619.50	4,166.67	-2,547.17	-61.1 %	20,631.15	20,833.35	-202.20	-1.0 %
5440 Legal- Pool Litigation	31,327.20	4,186.33	27,140.87	648.3 %	108,649.66	20,931.69	87,717.97	419.1 %
5442 Consultants	0.00	0.00	0.00		7,575.00	0.00	7,575.00	
5446 Accounting/Tax Returns/Reviews	1,030.00	1,333.33	-303.33	-22.7 %	9,451.70	6,666.69	2,785.01	41.8 %
5450 Tax Expense	0.00	533.33	-533.33	-100.0 %	150.00	2,666.69	-2,516.69	-94.4 %
5454 Licenses/Annual Reports- Operatio	0.00	208.33	-208.33	-100.0 %	735.70	1,041.69	-305.99	-29.4 %
5458 Insurance	63,452.26	7,583.33	55,868.93	736.7 %	64,089.76	37,916.69	26,173.07	69.0 %
5459 Auto Insurance	0.00	208.33	-208.33	-100.0 %	0.00	1,041.69	-1,041.69	-100.0 %
5466 Board Education	0.00	100.00	-100.00	-100.0 %	75.00	500.00	-425.00	-85.0 %
5478 Bank Charges	0.00	0.00	0.00		30.00	0.00	30.00	
5479 Merchant Fees	172.56	0.00	172.56		3,175.06	0.00	3,175.06	
5494 Uncollected Fees/Bad Debt	0.00	0.00	0.00		950.00	0.00	950.00	
5495 Loan Interest Expense	0.00	9,166.67	-9,166.67	-100.0 %	0.00	45,833.35	-45,833.35	-100.0 %
5400 Total ADMIN SERVICES	114,581.45	38,820.81	75,760.64	195.2 %	283,174.70	194,104.45	89,070.25	45.9 %

	Actual 05/01/24 - 05/31/24	Budget 05/24 - 05/24	\$ Change	% Change	Actual YTD 01/01/24 - 05/31/24	Budget YTD 01/24 - 05/24	\$ Change	% Change
5490 EQUIPMENT LEASES & RENTALS								
5491 Equipment Leases	319.10	287.50	31.60	11.0 %	1,611.46	1,437.50	173.96	12.1 %
5490 Total EQUIPMENT LEASES & REN	319.10	287.50	31.60	11.0 %	1,611.46	1,437.50	173.96	12.1 %
5500 Miscellaneous Charges								
5501 Late Charges	280.00	416.67	-136.67	-32.8 %	940.00	2,083.35	-1,143.35	-54.9 %
5506 NSF Charge	0.00	0.00	0.00		70.00	0.00	70.00	
5508 Keys and Fobs	0.00	0.00	0.00		25.00	0.00	25.00	
5520 Refunds- Assessment	0.00	1,250.00	-1,250.00	-100.0 %	2,362.65	6,250.00	-3,887.35	-62.2 %
5500 Total Miscellaneous Charges	280.00	1,666.67	-1,386.67	-83.2 %	3,397.65	8,333.35	-4,935.70	-59.2 %
5600 REC FACILITIES								
5601 Heat & A/C	1,722.44	541.67	1,180.77	218.0 %	1,947.44	2,708.35	-760.91	-28.1 %
5602 Roof Maintenance	0.00	0.00	0.00		3,300.00	0.00	3,300.00	
5603 Contractors	3,085.84	1,666.67	1,419.17	85.2 %	19,124.45	8,333.35	10,791.10	129.5 %
5604 Facility Supplies	0.00	0.00	0.00		433.94	0.00	433.94	
5606 Swimming Pool Parts & Supplies	3,094.58	833.33	2,261.25	271.4 %	4,227.88	4,166.69	61.19	1.5 %
5609 Swimming Pool Licenses	472.00	0.00	472.00		472.00	0.00	472.00	
5611 Janitorial Services	121.32	275.00	-153.68	-55.9 %	1,932.11	1,375.00	557.11	40.5 %
5613 Swimming Pool Monitoring	-1,388.00	0.00	-1,388.00		0.00	0.00	0.00	
5600 Total REC FACILITIES	7,108.18	3,316.67	3,791.51	114.3 %	31,437.82	16,583.39	14,854.43	89.6 %
6000 PAYROLL & EMPLOYEE BENEFITS								
6001 Employee Benefits	1,364.94	3,333.33	-1,968.39	-59.1 %	10,588.59	16,666.69	-6,078.10	-36.5 %
6002 Wages	23,420.06	17,854.92	5,565.14	31.2 %	128,826.33	89,274.60	39,551.73	44.3 %
6004 Employer Taxes	2,693.70	2,083.33	610.37	29.3 %	14,971.82	10,416.69	4,555.13	43.7 %
6005 Workers Comp	0.00	0.00	0.00		4,184.97	0.00	4,184.97	
6006 Payroll Fees	457.47	500.00	-42.53	-8.5 %	2,468.59	2,500.00	-31.41	-1.3 %
6007 Payroll- SAIF	0.00	308.33	-308.33	-100.0 %	0.00	1,541.69	-1,541.69	-100.0 %
6017 Wages- Temp- Operating	0.00	416.67	-416.67	-100.0 %	0.00	2,083.35	-2,083.35	-100.0 %
6000 Total PAYROLL & EMPLOYEE BEI	27,936.17	24,496.58	3,439.59	14.0 %	161,040.30	122,483.02	38,557.28	31.5 %
6050 Contingency Operations	0.00	2,120.00	-2,120.00	-100.0 %	0.00	10,600.00	-10,600.00	-100.0 %
TOTAL EXPENSE	173,347.81	90,939.47	82,408.34	90.6 %	575,741.29	454,698.27	121,043.02	26.6 %
NET INCOME	-127,865.70	-70,426.97	-57,438.73	-81.6 %	551,513.99	818,264.35	-266,750.36	-32.6 %
NET INCOME SUMMARY								
Income	45,482.11	20,512.50	24,969.61	121.7 %	1,127,255.28	1,272,962.62	-145,707.34	-11.4 %
Expense	-173,347.81	-90,939.47	-82,408.34	90.6 %	-575,741.29	-454,698.27	-121,043.02	26.6 %
Other Income & Expense	0.00	0.00	0.00		0.00	0.00	0.00	
NET INCOME	-127,865.70	-70,426.97	-57,438.73	-81.6 %	551,513.99	818,264.35	-266,750.36	-32.6 %

Actual 05/01/24 - 05/31/24	Budget 05/24 - 05/24	\$ Change	% Change	Actual YTD 01/01/24 - 05/31/24	Budget YTD 01/24 - 05/24	\$ Change	% Change
--------------------------------------	--------------------------------	------------------	-----------------	--	------------------------------------	------------------	-----------------

Profit & Loss 12 Month Recap

Property: King City Civic Association
 Monthly recap 01/01/24 - 05/31/24 (cash basis)

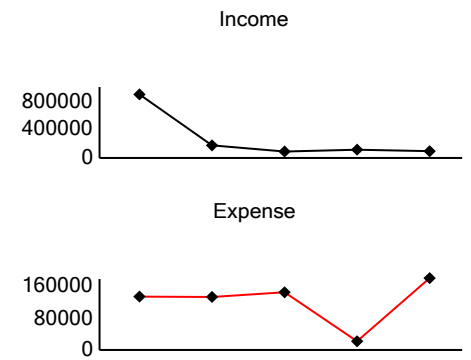
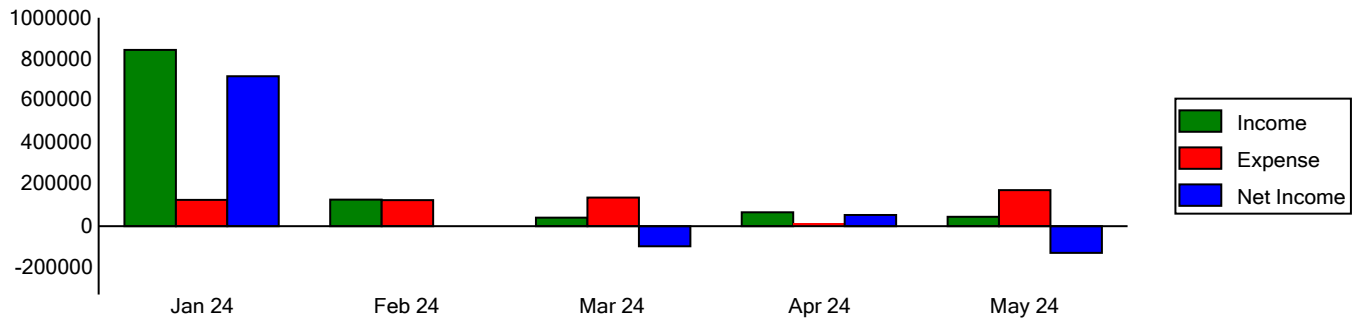
	JAN 24	FEB 24	MAR 24	APR 24	MAY 24	TOTAL
INCOME						
4000 Income						
4001 Regular Assessments	825,782.32	106,670.00	21,542.99	61,717.16	10,698.29	1,026,410.76
4002 Apartments Assessments	15,467.44	15,400.77	15,334.10	0.00	30,534.86	76,737.17
4050 Merchant Fee Income	429.56	140.00	70.00	110.00	70.00	819.56
4100 Interest Revenue	1,980.40	2,497.90	2,270.44	2,085.50	2,111.46	10,945.70
4109 Facility Rental	900.00	800.00	900.00	475.00	262.50	3,337.50
4501 Late Charges	75.00	541.00	-25.00	25.00	915.00	1,531.00
4506 Bank Returned Items	0.00	70.00	0.00	0.00	0.00	70.00
4508 Interest Charges	4.09	0.00	0.00	0.00	0.00	4.09
4511 Keys and Fobs	176.00	50.00	285.00	207.00	279.00	997.00
4515 Setup/Management Fee	35.00	0.00	0.00	0.00	0.00	35.00
4601 Other Fees	-205.00	205.00	-200.00	200.00	111.00	111.00
4603 Tax Refund	150.00	0.00	0.00	0.00	0.00	150.00
4615 Homewise Fee Income	1,236.50	1,115.00	1,100.00	2,155.00	500.00	6,106.50
4000 Total Income	846,031.31	127,489.67	41,277.53	66,974.66	45,482.11	1,127,255.28
TOTAL INCOME	846,031.31	127,489.67	41,277.53	66,974.66	45,482.11	1,127,255.28
EXPENSE						
5000 Maintenance and Repair Services						
5001 General Maintenance/Repair	0.00	0.00	33.90	0.00	0.00	33.90
5006 Tool & Small Equipment	0.00	0.00	0.00	0.00	19.95	19.95
5008 Janitorial Services	0.00	0.00	0.00	0.00	78.25	78.25
5009 Janitorial Services Exterior	4,887.00	4,887.00	4,887.00	4,887.00	4,887.00	24,435.00
5010 Janitorial Supplies	396.67	400.19	1,117.12	26.24	704.81	2,645.03
5162 Security/Monitoring	793.45	25.00	25.00	325.00	1,735.00	2,903.45
5186 Supplies- Operating	41.27	229.99	485.38	67.56	1,060.32	1,884.52
5000 Total Maintenance and Repair Services	6,118.39	5,542.18	6,548.40	5,305.80	8,485.33	32,000.10
5200 LANDSCAPING						
5201 Landscape Contract Services	0.00	0.00	0.00	0.00	1,718.07	1,718.07
5204 Tree Replacement/Pruning	0.00	0.00	0.00	0.00	1,110.00	1,110.00
5200 Total LANDSCAPING	0.00	0.00	0.00	0.00	2,828.07	2,828.07
5300 UTILITY						
5301 Utility - Water	213.76	436.54	436.54	436.54	886.85	2,410.23
5302 Utility - Sewer	2,017.29	0.00	2,017.29	0.00	2,125.74	6,160.32
5303 Utility - Electricity	1,841.41	2,496.05	1,874.16	2,011.56	1,749.58	9,972.76
5304 Utility - Natural Gas	2,185.22	2,460.02	998.47	1,574.48	781.58	7,999.77
5305 Utility - Garbage and Recycling	925.42	773.36	819.36	589.42	431.36	3,538.92

	JAN 24	FEB 24	MAR 24	APR 24	MAY 24	TOTAL
5306 Utility - Telephone	1,473.59	1,368.05	1,204.40	1,382.08	1,204.01	6,632.13
5308 Utility - Cable Television	4.20	0.00	2.10	2.10	4.20	12.60
5309 Utility - Internet Services	209.90	209.90	209.90	209.90	209.90	1,049.50
5310 Utility- Water- Pro Shop	486.87	227.37	222.78	218.19	647.52	1,802.73
5311 Utility- Electricity- Pro Shop	774.59	732.88	742.86	742.24	733.83	3,726.40
5312 Utility- Garbage & Recycling- Pro Sh	83.18	83.18	83.18	83.18	83.18	415.90
5313 Utility- Water- Golf Course	55.90	55.90	120.79	55.90	167.88	456.37
5314 Utility- Electricity- Golf Course	1,068.24	1,426.78	992.77	936.03	914.98	5,338.80
5315 Utility- Garbage & Recycling- Golf C	222.30	0.00	0.00	0.00	0.00	222.30
5316 Utility- Telephone- Golf Course	0.00	0.00	178.48	0.00	178.16	356.64
5318 Utility- Sewer- Golf Course	426.22	0.00	426.22	0.00	426.22	1,278.66
5319 Utility- Water- Pool	606.52	1,646.92	338.77	119.83	198.35	2,910.39
5321 Utility- Electricity- Pool	1,305.70	1,375.40	1,112.68	1,106.82	1,066.17	5,966.77
5300 Total UTILITY	13,900.31	13,292.35	11,780.75	9,468.27	11,809.51	60,251.19
5400 ADMIN SERVICES						
5401 Management Services - Contract	4,700.00	4,700.00	4,700.00	4,700.00	4,700.00	23,500.00
5402 Management Services - Extra	45.70	39.33	61.96	39.37	84.65	271.01
5407 Dues/Memberships/Subscriptions	1,425.15	961.35	493.13	193.25	193.25	3,266.13
5410 Office Supplies/Printing/Postage	374.81	863.06	1,302.86	1,248.13	583.84	4,372.70
5413 Mileage- Training/CE/Meetings	332.67	187.01	151.91	200.00	200.00	1,071.59
5415 Delivery & Newspaper Distribution	325.00	650.00	0.00	650.00	325.00	1,950.00
5419 Member Services	5,112.70	860.56	0.00	0.00	4,707.94	10,681.20
5420 Musicals- Monthly	350.00	225.00	300.00	0.00	0.00	875.00
5421 Hello Neighbors	290.26	264.38	1,154.69	1,893.29	2,610.27	6,212.89
5422 Reserve Study Preparation/Update	0.00	0.00	0.00	1,700.00	0.00	1,700.00
5423 Office Supplies- Pro Shop	79.17	59.97	-139.14	0.00	0.00	0.00
5430 Website Expenses	69.00	69.00	69.00	69.00	69.00	345.00
5431 Library Expenses	1,029.98	29.98	29.98	1,029.98	29.98	2,149.90
5432 IT Management Plan	2,006.25	0.00	5,784.00	0.00	3,476.00	11,266.25
5438 Legal/Collection Expenses	16,499.50	492.50	0.00	2,019.65	1,619.50	20,631.15
5440 Legal- Pool Litigation	18,884.17	44,344.74	0.00	14,093.55	31,327.20	108,649.66
5442 Consultants	0.00	7,575.00	0.00	0.00	0.00	7,575.00
5446 Accounting/Tax Returns/Reviews	3,769.00	3,273.70	1,379.00	0.00	1,030.00	9,451.70
5450 Tax Expense	0.00	0.00	0.00	150.00	0.00	150.00
5454 Licenses/Annual Reports- Operation	0.00	0.00	0.00	735.70	0.00	735.70
5458 Insurance	212.50	212.50	212.50	0.00	63,452.26	64,089.76
5466 Board Education	75.00	0.00	0.00	0.00	0.00	75.00
5478 Bank Charges	25.00	5.00	0.00	0.00	0.00	30.00
5479 Merchant Fees	0.00	2,566.45	325.16	110.89	172.56	3,175.06
5494 Uncollected Fees/Bad Debt	950.00	0.00	0.00	0.00	0.00	950.00
5495 Loan Interest Expense	0.00	0.00	68,061.81	-68,061.81	0.00	0.00
5400 Total ADMIN SERVICES	56,555.86	67,379.53	83,886.86	-39,229.00	114,581.45	283,174.70
5490 EQUIPMENT LEASES & RENTALS						
5491 Equipment Leases	319.10	319.10	335.06	319.10	319.10	1,611.46

	JAN 24	FEB 24	MAR 24	APR 24	MAY 24	TOTAL
5490 Total EQUIPMENT LEASES & REN	319.10	319.10	335.06	319.10	319.10	1,611.46
5500 Miscellaneous Charges						
5501 Late Charges	0.00	0.00	660.00	0.00	280.00	940.00
5506 NSF Charge	35.00	35.00	0.00	0.00	0.00	70.00
5508 Keys and Fobs	20.00	5.00	0.00	0.00	0.00	25.00
5520 Refunds- Assessment	2,362.65	0.00	0.00	0.00	0.00	2,362.65
5500 Total Miscellaneous Charges	2,417.65	40.00	660.00	0.00	280.00	3,397.65
5600 REC FACILITIES						
5601 Heat & A/C	225.00	0.00	0.00	0.00	1,722.44	1,947.44
5602 Roof Maintenance	0.00	3,300.00	0.00	0.00	0.00	3,300.00
5603 Contractors	4,291.82	3,052.61	1,873.42	6,820.76	3,085.84	19,124.45
5604 Facility Supplies	0.00	0.00	433.94	0.00	0.00	433.94
5606 Swimming Pool Parts & Supplies	418.50	0.00	26.08	688.72	3,094.58	4,227.88
5609 Swimming Pool Licenses	0.00	0.00	0.00	0.00	472.00	472.00
5611 Janitorial Services	1,083.37	242.14	242.64	242.64	121.32	1,932.11
5613 Swimming Pool Monitoring	347.00	347.00	347.00	347.00	-1,388.00	0.00
5600 Total REC FACILITIES	6,365.69	6,941.75	2,923.08	8,099.12	7,108.18	31,437.82
6000 PAYROLL & EMPLOYEE BENEFITS						
6001 Employee Benefits	4,387.99	1,980.11	1,780.56	1,074.99	1,364.94	10,588.59
6002 Wages	31,889.56	24,174.19	24,568.51	24,774.01	23,420.06	128,826.33
6004 Employer Taxes	3,814.82	2,802.03	2,819.27	2,842.00	2,693.70	14,971.82
6005 Workers Comp	0.00	2,633.15	1,551.82	0.00	0.00	4,184.97
6006 Payroll Fees	597.65	440.82	522.52	450.13	457.47	2,468.59
6000 Total PAYROLL & EMPLOYEE BEN	40,690.02	32,030.30	31,242.68	29,141.13	27,936.17	161,040.30
TOTAL EXPENSE	126,367.02	125,545.21	137,376.83	13,104.42	173,347.81	575,741.29
NET INCOME	719,664.29	1,944.46	-96,099.30	53,870.24	-127,865.70	551,513.99

NET INCOME SUMMARY

	JAN 24	FEB 24	MAR 24	APR 24	MAY 24	TOTAL
Income	846,031.31	127,489.67	41,277.53	66,974.66	45,482.11	1,127,255.28
Expense	-126,367.02	-125,545.21	-137,376.83	-13,104.42	-173,347.81	-575,741.29
NET INCOME	719,664.29	1,944.46	-96,099.30	53,870.24	-127,865.70	551,513.99



Budget Comparison

Property: King City Civic Association Reserves

Comparison Periods: 05/01/24 - 05/31/24 and 01/01/24 - 05/31/24 (cash basis)

	Actual 05/01/24 - 05/31/24	Budget 05/24 - 05/24	\$ Change	% Change	Actual YTD 01/01/24 - 05/31/24	Budget YTD 01/24 - 05/24	\$ Change	% Change
INCOME								
4900 Reserve Income								
4902 Transfer Fees- Reserve Assessment	79,171.50	0.00	79,171.50		221,891.25	0.00	221,891.25	
4906 Reserve Interest	4,066.22	0.00	4,066.22		19,310.06	0.00	19,310.06	
4900 Total Reserve Income	83,237.72	0.00	83,237.72		241,201.31	0.00	241,201.31	
TOTAL INCOME	83,237.72	0.00	83,237.72		241,201.31	0.00	241,201.31	
EXPENSE								
5400 ADMIN SERVICES								
5495 Loan Interest Expense	0.00	0.00	0.00		68,061.81	0.00	68,061.81	
5400 Total ADMIN SERVICES	0.00	0.00	0.00		68,061.81	0.00	68,061.81	
8000 Reserve Expense								
8005 Golf Irrigation - System Repair - 2nd	0.00	0.00	0.00		0.00	18,096.00	-18,096.00	-100.0 %
8014 Pool Litigation Repairs	0.00	0.00	0.00		5,080.93	250,000.00	-244,919.07	-98.0 %
8022 Clubhouse/Pro Shop Locker/Crown	27,609.40	0.00	27,609.40		27,609.40	0.00	27,609.40	
8023 Flooring--Clubhouse Office	3,565.00	0.00	3,565.00		3,565.00	15,000.00	-11,435.00	-76.2 %
8025 USGA Green Survey for Golf Course	0.00	0.00	0.00		0.00	3,300.00	-3,300.00	-100.0 %
8028 Wood Shop Equipment	0.00	0.00	0.00		2,204.93	0.00	2,204.93	
8031 Golf: Transporter	0.00	0.00	0.00		0.00	33,280.00	-33,280.00	-100.0 %
8037 Pro Shop Bathroom Repair	6,463.00	0.00	6,463.00		6,463.00	52,000.00	-45,537.00	-87.6 %
8041 Clubhouse Interior Painting	3,918.52	0.00	3,918.52		3,918.52	19,060.00	-15,141.48	-79.4 %
8044 Golf Cart Path Replacement	0.00	0.00	0.00		0.00	62,400.00	-62,400.00	-100.0 %
8045 Clubhouse living room furnishings	20,688.87	0.00	20,688.87		20,688.87	18,000.00	2,688.87	14.9 %
8046 Clubhouse / pro shop parking lot se	0.00	0.00	0.00		0.00	34,926.00	-34,926.00	-100.0 %
8047 Golf Bowling Green Gutter Replace	17,450.00	0.00	17,450.00		21,550.00	10,000.00	11,550.00	115.5 %
8048 Golf rebuild tee #1	58,225.00	0.00	58,225.00		58,225.00	60,554.00	-2,329.00	-3.8 %
8049 Golf well pump replacement	0.00	0.00	0.00		0.00	13,500.00	-13,500.00	-100.0 %
8051 Pro Shop Furnishings & Equipment	0.00	0.00	0.00		0.00	8,468.00	-8,468.00	-100.0 %
8052 Pro shop storage - concrete floor	0.00	0.00	0.00		0.00	2,808.00	-2,808.00	-100.0 %
8000 Total Reserve Expense	137,919.79	0.00	137,919.79		149,305.65	601,392.00	-452,086.35	-75.2 %
8050 Reserve Expense- Current	1,910.50	0.00	1,910.50		29,042.69	0.00	29,042.69	
TOTAL EXPENSE	139,830.29	0.00	139,830.29		246,410.15	601,392.00	-354,981.85	-59.0 %
NET INCOME	-56,592.57	0.00	-56,592.57		-5,208.84	-601,392.00	596,183.16	99.1 %

	Actual 05/01/24 - 05/31/24	Budget 05/24 - 05/24	\$ Change	% Change	Actual YTD 01/01/24 - 05/31/24	Budget YTD 01/24 - 05/24	\$ Change	% Change
NET INCOME SUMMARY								
Income	83,237.72	0.00	83,237.72		241,201.31	0.00	241,201.31	
Expense	-139,830.29	0.00	-139,830.29		-246,410.15	-601,392.00	354,981.85	59.0 %
Other Income & Expense	0.00	0.00	0.00		0.00	0.00	0.00	
NET INCOME	-56,592.57	0.00	-56,592.57		-5,208.84	-601,392.00	596,183.16	99.1 %

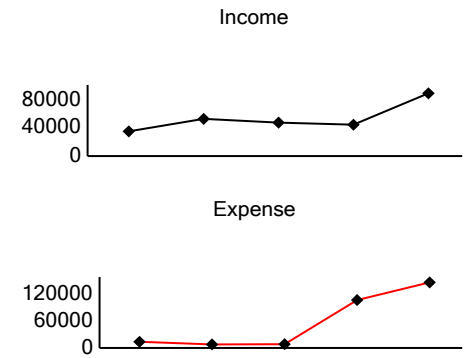
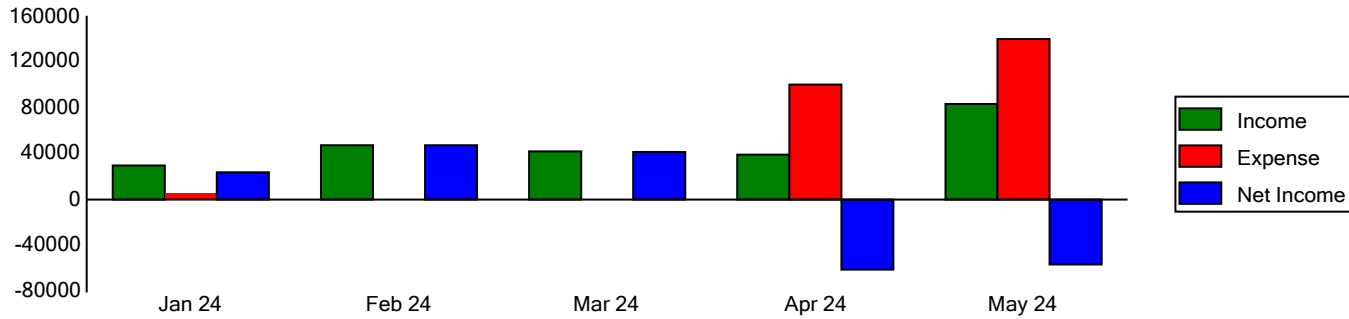
Profit & Loss 12 Month Recap

Property: King City Civic Association Reserves
 Monthly recap 01/01/24 - 05/31/24 (cash basis)

	JAN 24	FEB 24	MAR 24	APR 24	MAY 24	TOTAL
INCOME						
4900 Reserve Income						
4902 Transfer Fees- Reserve Assessment	25,800.00	43,603.50	38,100.00	35,216.25	79,171.50	221,891.25
4906 Reserve Interest	3,852.54	3,624.56	3,910.28	3,856.46	4,066.22	19,310.06
4900 Total Reserve Income	29,652.54	47,228.06	42,010.28	39,072.71	83,237.72	241,201.31
TOTAL INCOME	29,652.54	47,228.06	42,010.28	39,072.71	83,237.72	241,201.31
EXPENSE						
5400 ADMIN SERVICES						
5495 Loan Interest Expense	0.00	0.00	0.00	68,061.81	0.00	68,061.81
5400 Total ADMIN SERVICES	0.00	0.00	0.00	68,061.81	0.00	68,061.81
8000 Reserve Expense						
8014 Pool Litigation Repairs	4,523.89	0.00	557.04	0.00	0.00	5,080.93
8022 Clubhouse/Pro Shop Locker/Crown (0.00	0.00	0.00	0.00	27,609.40	27,609.40
8023 Flooring--Clubhouse Office	0.00	0.00	0.00	0.00	3,565.00	3,565.00
8028 Wood Shop Equipment	0.00	0.00	0.00	2,204.93	0.00	2,204.93
8037 Pro Shop Bathroom Repair	0.00	0.00	0.00	0.00	6,463.00	6,463.00
8041 Clubhouse Interior Painting	0.00	0.00	0.00	0.00	3,918.52	3,918.52
8045 Clubhouse living room furnishings	0.00	0.00	0.00	0.00	20,688.87	20,688.87
8047 Golf Bowling Green Gutter Replacen	0.00	0.00	0.00	4,100.00	17,450.00	21,550.00
8048 Golf rebuild tee #1	0.00	0.00	0.00	0.00	58,225.00	58,225.00
8000 Total Reserve Expense	4,523.89	0.00	557.04	6,304.93	137,919.79	149,305.65
8050 Reserve Expense- Current	1,400.00	0.00	0.00	25,732.19	1,910.50	29,042.69
TOTAL EXPENSE	5,923.89	0.00	557.04	100,098.93	139,830.29	246,410.15
NET INCOME	23,728.65	47,228.06	41,453.24	-61,026.22	-56,592.57	-5,208.84

NET INCOME SUMMARY

	JAN 24	FEB 24	MAR 24	APR 24	MAY 24	TOTAL
Income	29,652.54	47,228.06	42,010.28	39,072.71	83,237.72	241,201.31
Expense	-5,923.89	0.00	-557.04	-100,098.93	-139,830.29	-246,410.15
NET INCOME	23,728.65	47,228.06	41,453.24	-61,026.22	-56,592.57	-5,208.84



Transfer Charges

Property: King City Civic Association
05/01/24 - 05/31/24

Property	Address	Date	Amount
KCCA	12665 SW Prince Edward Cot	5/1/2024	4,200.00
KCCA	16645 SW Matador Lane	5/3/2024	6,150.00
KCCA	16500 SW Royalty Parkway	5/3/2024	6,285.00
KCCA	15460 SW Royalty Parkway	5/3/2024	5,175.00
KCCA	16875 SW 126th Ave.	5/6/2024	4,860.00
KCCA	15770 SW Queen Victoria Pla	5/6/2024	7,200.00
KCCA	11992 SW Royalty Court #10	5/6/2024	4,425.00
KCCA	16910 SW Matador Lane	5/8/2024	6,075.00
KCCA	12660 SW Prince Albert St	5/9/2024	6,750.00
KCCA	11760 SW King George Drive	5/9/2024	5,025.00
KCCA	16685 SW Royalty Parkway	5/16/2024	5,400.00
KCCA	16110 SW Royalty Parkway	5/17/2024	5,775.00
KCCA	11992 SW Royalty Court #17	5/21/2024	4,200.00
KCCA	16190 SW Royalty Parkway	5/24/2024	4,995.00
KCCA	11505 SW Majestic Lane #2	5/30/2024	2,655.00
			79,170.00

Transfer Charges

Property: King City Civic Association
01/01/24 - 05/31/24

Property	Address	Date	Amount
KCCA	15975 SW Queen Victoria Pla	1/1/2024	6,150.00
KCCA	12691 SW Prince Edward Cot	1/1/2024	3,225.00
KCCA	12010 SW King George Drive	1/3/2024	5,865.00
KCCA	16885 SW 126th Avenue	1/3/2024	5,835.00
KCCA	16535 SW Matador Lane	1/10/2024	4,725.00
KCCA	16785 SW Queen Mary Avenu	2/1/2024	5,400.00
KCCA	15440 SW Royalty Parkway	2/2/2024	5,373.00
KCCA	15815 SW Royalty Parkway	2/9/2024	6,180.00
KCCA	15575 SW 123rd Avenue	2/9/2024	7,875.00
KCCA	12650 SW Prince Albert St	2/9/2024	5,550.00
KCCA	16920 SW Matador Lane	2/13/2024	4,795.50
KCCA	12088 SW King Arthur St #B	2/17/2024	3,180.00
KCCA	16700 SW Monaco Lane	2/20/2024	5,250.00
KCCA	16122 SW King Charles Aven	3/1/2024	7,185.00
KCCA	16720 SW King Charles Aven	3/1/2024	5,625.00
KCCA	12022 SW King Arthur St #D	3/5/2024	2,790.00
KCCA	12441 SW King George Drive	3/8/2024	5,625.00
KCCA	16370 SW King Charles Aven	3/11/2024	4,650.00
KCCA	12092 SW Royal Court	3/19/2024	3,675.00
KCCA	16595 SW Queen Mary Avenu	3/22/2024	8,550.00
KCCA	15135 SW 116th Avenue #3	3/29/2024	2,685.00
KCCA	16960 SW 129th Avenue	4/1/2024	5,025.00
KCCA	12510 SW Prince Phillip Court	4/5/2024	6,165.00
KCCA	11940 SW King George Drive	4/12/2024	5,250.00
KCCA	12649 SW Prince Edward Cot	4/19/2024	4,466.25
KCCA	12425 SW King Richard Drive	4/19/2024	6,000.00
KCCA	16405 SW King Charles Aven	4/19/2024	5,625.00
KCCA	12665 SW Prince Edward Cot	5/1/2024	4,200.00
KCCA	16645 SW Matador Lane	5/3/2024	6,150.00
KCCA	16500 SW Royalty Parkway	5/3/2024	6,285.00
KCCA	15460 SW Royalty Parkway	5/3/2024	5,175.00
KCCA	16875 SW 126th Ave.	5/6/2024	4,860.00
KCCA	15770 SW Queen Victoria Pla	5/6/2024	7,200.00
KCCA	11992 SW Royalty Court #10	5/6/2024	4,425.00
KCCA	16910 SW Matador Lane	5/8/2024	6,075.00
KCCA	12660 SW Prince Albert St	5/9/2024	6,750.00
KCCA	11760 SW King George Drive	5/9/2024	5,025.00
KCCA	16685 SW Royalty Parkway	5/16/2024	5,400.00
KCCA	16110 SW Royalty Parkway	5/17/2024	5,775.00
KCCA	11992 SW Royalty Court #17	5/21/2024	4,200.00
KCCA	16190 SW Royalty Parkway	5/24/2024	4,995.00
KCCA	11505 SW Majestic Lane #2	5/30/2024	2,655.00
			221,889.75

Budget Comparison

Property: King City Golf Course

Comparison Periods: 05/01/24 - 05/31/24 and 01/01/24 - 05/31/24 (cash basis)

	Actual 05/01/24 - 05/31/24	Budget 05/24 - 05/24	\$ Change	% Change	Actual YTD 01/01/24 - 05/31/24	Budget YTD 01/24 - 05/24	\$ Change	% Change
EXPENSE								
5000 Maintenance and Repair Services								
5001 General Maintenance/Repair	0.00	41.67	-41.67	-100.0 %	0.00	208.35	-208.35	-100.0 %
5006 Tool & Small Equipment	0.00	333.33	-333.33	-100.0 %	0.00	1,666.69	-1,666.69	-100.0 %
5007 Equipment Parts- Golf Course	3,144.79	1,083.33	2,061.46	190.3 %	4,925.37	5,416.69	-491.32	-9.1 %
5008 Janitorial Services	335.08	341.67	-6.59	-1.9 %	2,823.72	1,708.35	1,115.37	65.3 %
5011 Gas & Oil	2,948.45	1,250.00	1,698.45	135.9 %	2,948.45	6,250.00	-3,301.55	-52.8 %
5188 Supplies- Golf Course	585.93	416.67	169.26	40.6 %	1,248.51	2,083.35	-834.84	-40.1 %
5000 Total Maintenance and Repair Serv	7,014.25	3,466.67	3,547.58	102.3 %	11,946.05	17,333.43	-5,387.38	-31.1 %
5200 LANDSCAPING								
5202 Earth Materials	1,566.85	500.00	1,066.85	213.4 %	2,332.22	2,500.00	-167.78	-6.7 %
5204 Tree Replacement/Pruning	400.00	0.00	400.00		400.00	0.00	400.00	
5205 Sanding Maintenance	0.00	616.67	-616.67	-100.0 %	0.00	3,083.35	-3,083.35	-100.0 %
5206 Drainage	0.00	41.67	-41.67	-100.0 %	0.00	208.35	-208.35	-100.0 %
5209 Irrigation Repairs	234.76	1,333.33	-1,098.57	-82.4 %	234.76	6,666.69	-6,431.93	-96.5 %
5214 Fertilizer	7,126.36	1,583.33	5,543.03	350.1 %	7,133.93	7,916.69	-782.76	-9.9 %
5215 Chemicals- Golf Course	1,134.28	1,708.33	-574.05	-33.6 %	3,433.66	8,541.69	-5,108.03	-59.8 %
5200 Total LANDSCAPING	10,462.25	5,783.33	4,678.92	80.9 %	13,534.57	28,916.77	-15,382.20	-53.2 %
5300 UTILITY								
5330 Utility- Effluent Water	0.00	0.00	0.00		21,929.91	21,000.00	929.91	4.4 %
5300 Total UTILITY	0.00	0.00	0.00		21,929.91	21,000.00	929.91	4.4 %
5400 ADMIN SERVICES								
5403 Advertising & Promotion- Golf/Pro	0.00	0.00	0.00		477.00	0.00	477.00	
5400 Total ADMIN SERVICES	0.00	0.00	0.00		477.00	0.00	477.00	
6000 PAYROLL & EMPLOYEE BENEFITS								
6012 Wages- Golf Course	15,843.53	31,333.33	-15,489.80	-49.4 %	75,391.55	156,666.69	-81,275.14	-51.9 %
6013 Employee Benefits- Golf Course	3,089.62	1,326.17	1,763.45	133.0 %	17,252.33	6,630.85	10,621.48	160.2 %
6014 Employer Taxes- Golf Course	1,805.54	2,051.42	-245.88	-12.0 %	8,635.13	10,257.10	-1,621.97	-15.8 %
6000 Total PAYROLL & EMPLOYEE BEI	20,738.69	34,710.92	-13,972.23	-40.3 %	101,279.01	173,554.64	-72,275.63	-41.6 %
TOTAL EXPENSE	38,215.19	43,960.92	-5,745.73	-13.1 %	149,166.54	240,804.84	-91,638.30	-38.1 %
NET INCOME	-38,215.19	-43,960.92	5,745.73	13.1 %	-149,166.54	-240,804.84	91,638.30	38.1 %

	Actual 05/01/24 - 05/31/24	Budget 05/24 - 05/24	\$ Change	% Change	Actual YTD 01/01/24 - 05/31/24	Budget YTD 01/24 - 05/24	\$ Change	% Change
NET INCOME SUMMARY								
Income	0.00	0.00	0.00		0.00	0.00	0.00	
Expense	-38,215.19	-43,960.92	5,745.73	13.1 %	-149,166.54	-240,804.84	91,638.30	38.1 %
Other Income & Expense	0.00	0.00	0.00		0.00	0.00	0.00	
NET INCOME	-38,215.19	-43,960.92	5,745.73	13.1 %	-149,166.54	-240,804.84	91,638.30	38.1 %

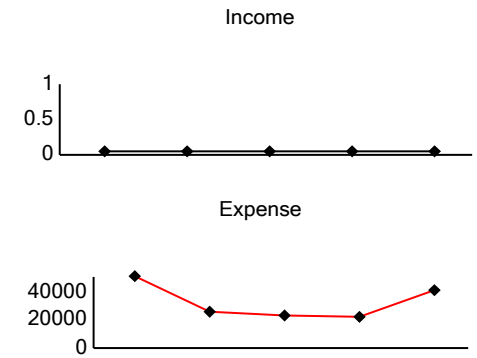
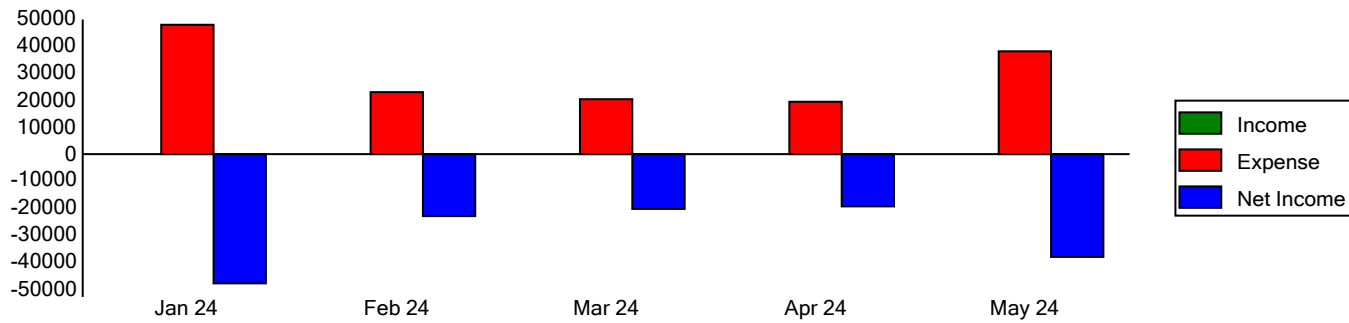
Profit & Loss 12 Month Recap

Property: King City Golf Course
 Monthly recap 01/01/24 - 05/31/24 (cash basis)

	JAN 24	FEB 24	MAR 24	APR 24	MAY 24	TOTAL
EXPENSE						
5000 Maintenance and Repair Services						
5007 Equipment Parts- Golf Course	641.80	77.46	139.90	921.42	3,144.79	4,925.37
5008 Janitorial Services	1,319.86	411.33	500.62	256.83	335.08	2,823.72
5011 Gas & Oil	0.00	0.00	0.00	0.00	2,948.45	2,948.45
5188 Supplies- Golf Course	133.80	141.66	341.72	45.40	585.93	1,248.51
5000 Total Maintenance and Repair Serv	2,095.46	630.45	982.24	1,223.65	7,014.25	11,946.05
5200 LANDSCAPING						
5202 Earth Materials	0.00	0.00	0.00	765.37	1,566.85	2,332.22
5204 Tree Replacement/Pruning	0.00	0.00	0.00	0.00	400.00	400.00
5209 Irrigation Repairs	0.00	0.00	0.00	0.00	234.76	234.76
5214 Fertilizer	7.57	0.00	0.00	0.00	7,126.36	7,133.93
5215 Chemicals- Golf Course	0.00	612.50	1,686.88	0.00	1,134.28	3,433.66
5200 Total LANDSCAPING	7.57	612.50	1,686.88	765.37	10,462.25	13,534.57
5300 UTILITY						
5330 Utility- Effluent Water	21,929.91	0.00	0.00	0.00	0.00	21,929.91
5300 Total UTILITY	21,929.91	0.00	0.00	0.00	0.00	21,929.91
5400 ADMIN SERVICES						
5403 Advertising & Promotion- Golf/Pro SI	0.00	0.00	0.00	477.00	0.00	477.00
5400 Total ADMIN SERVICES	0.00	0.00	0.00	477.00	0.00	477.00
6000 PAYROLL & EMPLOYEE BENEFITS						
6012 Wages- Golf Course	17,323.29	16,484.11	13,212.97	12,527.65	15,843.53	75,391.55
6013 Employee Benefits- Golf Course	4,645.50	3,424.19	3,046.57	3,046.45	3,089.62	17,252.33
6014 Employer Taxes- Golf Course	2,049.38	1,896.73	1,476.02	1,407.46	1,805.54	8,635.13
6000 Total PAYROLL & EMPLOYEE BEN	24,018.17	21,805.03	17,735.56	16,981.56	20,738.69	101,279.01
TOTAL EXPENSE	48,051.11	23,047.98	20,404.68	19,447.58	38,215.19	149,166.54
NET INCOME	-48,051.11	-23,047.98	-20,404.68	-19,447.58	-38,215.19	-149,166.54

NET INCOME SUMMARY

	JAN 24	FEB 24	MAR 24	APR 24	MAY 24	TOTAL
Income	0.00	0.00	0.00	0.00	0.00	0.00
Expense	-48,051.11	-23,047.98	-20,404.68	-19,447.58	-38,215.19	-149,166.54
NET INCOME	-48,051.11	-23,047.98	-20,404.68	-19,447.58	-38,215.19	-149,166.54



Budget Comparison

Property: King City Pro Shop

Comparison Periods: 05/01/24 - 05/31/24 and 01/01/24 - 05/31/24 (cash basis)

	Actual 05/01/24 - 05/31/24	Budget 05/24 - 05/24	\$ Change	% Change	Actual YTD 01/01/24 - 05/31/24	Budget YTD 01/24 - 05/24	\$ Change	% Change
INCOME								
4000 Income								
4103 Annual Unlimited Golf Pass	0.00	758.33	-758.33	-100.0 %	41,400.00	3,791.69	37,608.31	991.9 %
4105 Season Golf Pass	2,500.00	400.00	2,100.00	525.0 %	29,581.00	2,000.00	27,581.00	1,379.0 %
4106 Annual Cart Registration	250.00	500.00	-250.00	-50.0 %	4,500.00	2,500.00	2,000.00	80.0 %
4107 Golf Club Storage	0.00	95.00	-95.00	-100.0 %	760.00	475.00	285.00	60.0 %
4108 Daily Green Fees	28,365.00	17,500.00	10,865.00	62.1 %	84,115.00	87,500.00	-3,385.00	-3.9 %
4110 Sales- Food	944.30	458.33	485.97	106.0 %	2,312.79	2,291.69	21.10	0.9 %
4111 Sales- Beer & Wine	1,558.50	791.67	766.83	96.9 %	5,650.00	3,958.35	1,691.65	42.7 %
4112 Sales- Merchandise	1,105.00	708.33	396.67	56.0 %	3,467.40	3,541.69	-74.29	-2.1 %
4113 Youth Golf Pass	125.00	108.33	16.67	15.4 %	375.00	541.69	-166.69	-30.8 %
4114 Daily Trail Pass	0.00	66.67	-66.67	-100.0 %	80.00	333.35	-253.35	-76.0 %
4115 Golf Repair Income	0.00	12.50	-12.50	-100.0 %	0.00	62.50	-62.50	-100.0 %
4116 Power Cart Rentals	4,106.00	2,833.33	1,272.67	44.9 %	10,338.00	14,166.69	-3,828.69	-27.0 %
4117 Golf Clubs & Pull Cart Rentals	670.00	458.33	211.67	46.2 %	2,124.00	2,291.69	-167.69	-7.3 %
4118 Annual Goll Pass / non resident	0.00	2,866.67	-2,866.67	-100.0 %	0.00	14,333.35	-14,333.35	-100.0 %
4119 Season Golf Pass / non resident	0.00	5,833.33	-5,833.33	-100.0 %	0.00	29,166.69	-29,166.69	-100.0 %
4122 Golf Lessons	265.00	0.00	265.00		505.00	0.00	505.00	
4601 Other Fees	0.00	0.00	0.00		750.00	0.00	750.00	
4000 Total Income	39,888.80	33,390.82	6,497.98	19.5 %	185,958.19	166,954.38	19,003.81	11.4 %
TOTAL INCOME	39,888.80	33,390.82	6,497.98	19.5 %	185,958.19	166,954.38	19,003.81	11.4 %
EXPENSE								
5000 Maintenance and Repair Services								
5187 Supplies- Pro Shop	0.00	83.33	-83.33	-100.0 %	176.44	416.69	-240.25	-57.7 %
5000 Total Maintenance and Repair Serv	0.00	83.33	-83.33	-100.0 %	176.44	416.69	-240.25	-57.7 %
5400 ADMIN SERVICES								
5403 Advertising & Promotion- Golf/Pro S	0.00	250.00	-250.00	-100.0 %	1,656.31	1,250.00	406.31	32.5 %
5407 Dues/Memberships/Subscriptions	0.00	12.50	-12.50	-100.0 %	300.00	62.50	237.50	380.0 %
5423 Office Supplies- Pro Shop	0.00	41.67	-41.67	-100.0 %	139.14	208.35	-69.21	-33.2 %
5455 Licenses/Annual Reports- Pro Shop	0.00	95.83	-95.83	-100.0 %	435.00	479.19	-44.19	-9.2 %
5478 Bank Charges	0.00	0.00	0.00		25.00	0.00	25.00	
5400 Total ADMIN SERVICES	0.00	400.00	-400.00	-100.0 %	2,555.45	2,000.04	555.41	27.8 %
5550 COST OF GOODS SOLD								
5481 Cost of Goods Merchant Fee	0.00	600.00	-600.00	-100.0 %	0.00	3,000.00	-3,000.00	-100.0 %
5551 Cost of Goods Sold- Beer & Wine	697.50	375.00	322.50	86.0 %	2,108.96	1,875.00	233.96	12.5 %
5552 Cost of Goods Sold- Food	698.01	333.33	364.68	109.4 %	1,570.05	1,666.69	-96.64	-5.8 %
5553 Cost of Goods Sold- Merchandise	425.15	416.67	8.48	2.0 %	558.28	2,083.35	-1,525.07	-73.2 %

	Actual 05/01/24 - 05/31/24	Budget 05/24 - 05/24	\$ Change	% Change	Actual YTD 01/01/24 - 05/31/24	Budget YTD 01/24 - 05/24	\$ Change	% Change
5554 Cost of Goods Sold- Golf Lessons	1,102.39	0.00	1,102.39		3,777.10	0.00	3,777.10	
5560 Golf Pass Refunds	0.00	125.00	-125.00	-100.0 %	0.00	625.00	-625.00	-100.0 %
5550 Total COST OF GOODS SOLD	2,923.05	1,850.00	1,073.05	58.0 %	8,014.39	9,250.04	-1,235.65	-13.4 %
5600 REC FACILITIES								
5603 Contractors	131.20	0.00	131.20		131.20	0.00	131.20	
5616 Golf Cart Maintenance	0.00	375.00	-375.00	-100.0 %	132.98	1,875.00	-1,742.02	-92.9 %
5600 Total REC FACILITIES	131.20	375.00	-243.80	-65.0 %	264.18	1,875.00	-1,610.82	-85.9 %
6000 PAYROLL & EMPLOYEE BENEFITS								
6008 Wages- Pro Shop	9,205.01	10,916.67	-1,711.66	-15.7 %	41,455.52	54,583.35	-13,127.83	-24.1 %
6009 Employee Benefits- Pro Shop	173.00	225.00	-52.00	-23.1 %	1,253.94	1,125.00	128.94	11.5 %
6010 Employer Taxes- Pro Shop	1,071.41	936.25	135.16	14.4 %	5,108.42	4,681.25	427.17	9.1 %
6000 Total PAYROLL & EMPLOYEE BENEFITS	10,449.42	12,077.92	-1,628.50	-13.5 %	47,817.88	60,389.60	-12,571.72	-20.8 %
TOTAL EXPENSE	13,503.67	14,786.25	-1,282.58	-8.7 %	58,828.34	73,931.37	-15,103.03	-20.4 %
NET INCOME	26,385.13	18,604.57	7,780.56	41.8 %	127,129.85	93,023.01	34,106.84	36.7 %
NET INCOME SUMMARY								
Income	39,888.80	33,390.82	6,497.98	19.5 %	185,958.19	166,954.38	19,003.81	11.4 %
Expense	-13,503.67	-14,786.25	1,282.58	8.7 %	-58,828.34	-73,931.37	15,103.03	20.4 %
Other Income & Expense	0.00	0.00	0.00		0.00	0.00	0.00	
NET INCOME	26,385.13	18,604.57	7,780.56	41.8 %	127,129.85	93,023.01	34,106.84	36.7 %

Profit & Loss 12 Month Recap

Property: King City Pro Shop
 Monthly recap 01/01/24 - 05/31/24 (cash basis)

	JAN 24	FEB 24	MAR 24	APR 24	MAY 24	TOTAL
INCOME						
4000 Income						
4103 Annual Unlimited Golf Pass	32,700.00	3,200.00	4,000.00	1,500.00	0.00	41,400.00
4105 Season Golf Pass	3,300.00	8,300.00	13,481.00	2,000.00	2,500.00	29,581.00
4106 Annual Cart Registration	2,375.00	375.00	625.00	875.00	250.00	4,500.00
4107 Golf Club Storage	665.00	0.00	95.00	0.00	0.00	760.00
4108 Daily Green Fees	6,650.00	7,963.00	15,913.00	25,224.00	28,365.00	84,115.00
4110 Sales- Food	104.00	128.00	483.50	652.99	944.30	2,312.79
4111 Sales- Beer & Wine	736.00	593.00	1,133.00	1,629.50	1,558.50	5,650.00
4112 Sales- Merchandise	348.50	279.50	612.95	1,121.45	1,105.00	3,467.40
4113 Youth Golf Pass	0.00	0.00	250.00	0.00	125.00	375.00
4114 Daily Trail Pass	0.00	0.00	20.00	60.00	0.00	80.00
4116 Power Cart Rentals	330.00	443.00	1,936.00	3,523.00	4,106.00	10,338.00
4117 Golf Clubs & Pull Cart Rentals	40.00	195.00	510.00	709.00	670.00	2,124.00
4122 Golf Lessons	0.00	0.00	60.00	180.00	265.00	505.00
4601 Other Fees	0.00	0.00	0.00	750.00	0.00	750.00
4000 Total Income	47,248.50	21,476.50	39,119.45	38,224.94	39,888.80	185,958.19
TOTAL INCOME	47,248.50	21,476.50	39,119.45	38,224.94	39,888.80	185,958.19
EXPENSE						
5000 Maintenance and Repair Services						
5187 Supplies- Pro Shop	0.00	0.00	32.98	143.46	0.00	176.44
5000 Total Maintenance and Repair Serv	0.00	0.00	32.98	143.46	0.00	176.44
5400 ADMIN SERVICES						
5403 Advertising & Promotion- Golf/Pro SI	445.00	0.00	648.00	563.31	0.00	1,656.31
5407 Dues/Memberships/Subscriptions	0.00	0.00	150.00	150.00	0.00	300.00
5423 Office Supplies- Pro Shop	0.00	0.00	139.14	0.00	0.00	139.14
5455 Licenses/Annual Reports- Pro Shop	0.00	435.00	0.00	0.00	0.00	435.00
5478 Bank Charges	0.00	25.00	0.00	0.00	0.00	25.00
5400 Total ADMIN SERVICES	445.00	460.00	937.14	713.31	0.00	2,555.45
5550 COST OF GOODS SOLD						
5551 Cost of Goods Sold- Beer & Wine	176.00	212.35	481.26	541.85	697.50	2,108.96
5552 Cost of Goods Sold- Food	0.00	0.00	616.59	255.45	698.01	1,570.05
5553 Cost of Goods Sold- Merchandise	0.00	133.13	0.00	0.00	425.15	558.28
5554 Cost of Goods Sold- Golf Lessons	615.48	589.59	535.71	933.93	1,102.39	3,777.10
5550 Total COST OF GOODS SOLD	791.48	935.07	1,633.56	1,731.23	2,923.05	8,014.39
5600 REC FACILITIES						
5603 Contractors	0.00	0.00	0.00	0.00	131.20	131.20

	JAN 24	FEB 24	MAR 24	APR 24	MAY 24	TOTAL
5616 Golf Cart Maintenance	0.00	0.00	0.00	132.98	0.00	132.98
5600 Total REC FACILITIES	0.00	0.00	0.00	132.98	131.20	264.18
6000 PAYROLL & EMPLOYEE BENEFITS						
6008 Wages- Pro Shop	6,810.74	8,898.81	8,124.23	8,416.73	9,205.01	41,455.52
6009 Employee Benefits- Pro Shop	380.16	276.58	212.10	212.10	173.00	1,253.94
6010 Employer Taxes- Pro Shop	816.11	1,065.18	954.34	1,201.38	1,071.41	5,108.42
6000 Total PAYROLL & EMPLOYEE BEN	8,007.01	10,240.57	9,290.67	9,830.21	10,449.42	47,817.88
TOTAL EXPENSE	9,243.49	11,635.64	11,894.35	12,551.19	13,503.67	58,828.34
NET INCOME	38,005.01	9,840.86	27,225.10	25,673.75	26,385.13	127,129.85

NET INCOME SUMMARY

Income	47,248.50	21,476.50	39,119.45	38,224.94	39,888.80	185,958.19
Expense	-9,243.49	-11,635.64	-11,894.35	-12,551.19	-13,503.67	-58,828.34
NET INCOME	38,005.01	9,840.86	27,225.10	25,673.75	26,385.13	127,129.85

