

# Balance Sheet

All Properties  
As of 05/31/23 (cash basis)

## ASSETS

### Bank

1010 Cash in NW Bank Operating	77,894.97
1011 Cash in NW Bank Money Market Reserves	166,523.31
1014 Cash in US Bank Op	17,503.26
1015 Cash in NW Bank Debit Card	4,321.03
1017 Cash in Columbia Bank MM Operating	153,756.30
1018 Petty Cash	822.52
1019 Cash in NW Bank DDM Op Checking Sweep	999,265.23
1020 Cash in NW Bank Replacement Reserve	-3,656.70
1022 Cash in NW Bank Sweep Reserve	1,382,807.07
1024 Cash in NW Bank Ln Pmt Reserve	114,732.74
1026 Cash in US Bank Pool Settlement Payments	101.01
1027 Cash in US Bank CD Pool Settlement	20,000.00
1028 Cash in US Bank CD1 Pro Shop	50,000.00
1029 Cash in US Bank CD2 Pro Shop	50,000.00

Total Bank 3,034,070.74

### Other Current Asset

12001 Pass-through	303.59
12002 Pass through- CB & US Bank	-7,468.87

Total Other Current Asset -7,165.28

### Fixed Asset

1500 Land & Improvements	212,264.56
1501 Buildings	1,178,306.45
1502 Irrigation	516,703.25
1503 Software Owned	2,939.90
1504 Furniture & Fixtures	94,303.70
1505 Office Furniture & Equipment	30,618.38
1506 Golf Machinery/Equipment	629,010.76
1509 Aquatic Center	1,867,877.42
1510 Accumulated Depreciation	-2,133,141.03

Total Fixed Asset 2,398,883.39

## TOTAL ASSETS

5,425,788.85

## LIABILITIES & EQUITY

### Liabilities

#### Other Current Liability

2100 Notes Payable	1,025,114.76
2110 Capital Lease Liability	14,437.45
2120 Donations- Pools	1,215.88
2121 Donations- Golf Course	2,410.00
2122 Donations- Library	1,634.70
2123 Donations- Hello Neighbors	1,167.23
2200 Insurance Proceeds	-1,805.80
2210 Prepaid Assessments	8,600.86

Total Other Current Liability 1,052,775.08

<b>Total Liabilities</b>	1,052,775.08
<b>Equity</b>	
3001 Operating Fund Balance Prior Year	2,090,492.82
3002 Replacement Fund Balance Prior Year	-110,421.61
3005 Operating Investment Fund	45,000.00
3007 Golf Course Fund Balance Prior Year	627,200.76
3008 Pro Shop Fund Balance Prior Year	99,619.30
3020 Aquatic Center Special Fund Contribution	35,001.75
3101 Current Year Income	1,586,120.75
<b>Total Equity</b>	4,373,013.77
<b>TOTAL LIABILITIES &amp; EQUITY</b>	<b>5,425,788.85</b>

# Budget Comparison

Property: King City Civic Association

Comparison Periods: 05/01/23 - 05/31/23 and 01/01/23 - 05/31/23 (cash basis)

	Actual 05/01/23 - 05/31/23	Budget 05/23 - 05/23	\$ Change	% Change	Actual YTD 01/01/23 - 05/31/23	Budget YTD 01/23 - 05/23	\$ Change	% Change
<b>INCOME</b>								
4000 Income								
4001 Regular Assessments	41,036.53	0.00	41,036.53		1,830,148.37	2,258,200.00	-428,051.63	-19.0 %
4002 Apartments Assessments	27,298.44	13,416.67	13,881.77	103.5 %	135,558.92	67,083.35	68,475.57	102.1 %
4100 Interest Revenue	4,100.30	208.33	3,891.97	1,868.2 %	13,387.16	1,041.69	12,345.47	1,185.1 %
4109 Facility Rental	2,050.00	583.33	1,466.67	251.4 %	4,050.00	2,916.69	1,133.31	38.9 %
4501 Late Charges	565.00	416.67	148.33	35.6 %	1,280.00	2,083.35	-803.35	-38.6 %
4506 Bank Returned Items	0.00	0.00	0.00		35.00	0.00	35.00	
4511 Keys and Fobs	773.00	145.83	627.17	430.1 %	1,026.00	729.19	296.81	40.7 %
4515 Setup/Management Fee	560.00	0.00	560.00		4,465.00	0.00	4,465.00	
4000 Total Income	76,383.27	14,770.83	61,612.44	417.1 %	1,989,950.45	2,332,054.27	-342,103.82	-14.7 %
4900 Reserve Income								
4901 Reserve Assessments	-703,200.00	-87,819.58	-615,380.42	-700.7 %	-703,200.00	-439,097.90	-264,102.10	-60.1 %
4900 Total Reserve Income	-703,200.00	-87,819.58	-615,380.42	-700.7 %	-703,200.00	-439,097.90	-264,102.10	-60.1 %
<b>TOTAL INCOME</b>	<b>-626,816.73</b>	<b>-73,048.75</b>	<b>-553,767.98</b>	<b>-758.1 %</b>	<b>1,286,750.45</b>	<b>1,892,956.37</b>	<b>-606,205.92</b>	<b>-32.0 %</b>
<b>EXPENSE</b>								
5000 Maintenance and Repair Services								
5001 General Maintenance/Repair	0.00	0.00	0.00		312.98	0.00	312.98	
5009 Janitorial Services Exterior	4,985.00	4,750.00	235.00	4.9 %	23,965.00	23,750.00	215.00	0.9 %
5010 Janitorial Supplies	361.35	0.00	361.35		2,019.45	0.00	2,019.45	
5162 Security/Monitoring	25.00	125.00	-100.00	-80.0 %	750.00	625.00	125.00	20.0 %
5186 Supplies- Operating	39.98	0.00	39.98		39.98	0.00	39.98	
5000 Total Maintenance and Repair Serv	5,411.33	4,875.00	536.33	11.0 %	27,087.41	24,375.00	2,712.41	11.1 %
5200 LANDSCAPING								
5201 Landscape Contract Services	1,260.60	333.33	927.27	278.2 %	1,260.60	1,666.69	-406.09	-24.4 %
5204 Tree Replacement/Pruning	630.99	1,000.00	-369.01	-36.9 %	3,612.99	5,000.00	-1,387.01	-27.7 %
5200 Total LANDSCAPING	1,891.59	1,333.33	558.26	41.9 %	4,873.59	6,666.69	-1,793.10	-26.9 %
5300 UTILITY								
5301 Utility - Water	432.70	1,416.67	-983.97	-69.5 %	2,177.09	7,083.35	-4,906.26	-69.3 %
5302 Utility - Sewer	2,213.35	1,250.00	963.35	77.1 %	6,640.05	6,250.00	390.05	6.2 %
5303 Utility - Electricity	0.00	2,500.00	-2,500.00	-100.0 %	7,820.35	12,500.00	-4,679.65	-37.4 %
5304 Utility - Natural Gas	385.47	1,725.00	-1,339.53	-77.7 %	9,737.41	8,625.00	1,112.41	12.9 %
5305 Utility - Garbage and Recycling	409.78	250.00	159.78	63.9 %	2,533.65	1,250.00	1,283.65	102.7 %
5306 Utility - Telephone	1,788.30	1,500.00	288.30	19.2 %	7,807.21	7,500.00	307.21	4.1 %
5308 Utility - Cable Television	2.10	2.08	0.02	1.0 %	10.50	10.44	0.06	0.6 %
5309 Utility - Internet Services	209.90	220.83	-10.93	-4.9 %	1,053.68	1,104.19	-50.51	-4.6 %

	Actual 05/01/23 - 05/31/23	Budget 05/23 - 05/23	\$ Change	% Change	Actual YTD 01/01/23 - 05/31/23	Budget YTD 01/23 - 05/23	\$ Change	% Change
5319 Utility- Water- Pool	393.84	0.00	393.84		997.62	0.00	997.62	
5321 Utility- Electricity- Pool	1,362.21	0.00	1,362.21		5,343.18	0.00	5,343.18	
5300 Total UTILITY	7,197.65	8,864.58	-1,666.93	-18.8 %	44,120.74	44,322.98	-202.24	-0.5 %
<b>5400 ADMIN SERVICES</b>								
5401 Management Services - Contract	4,700.00	5,850.00	-1,150.00	-19.7 %	23,500.00	29,250.00	-5,750.00	-19.7 %
5402 Management Services - Extra	1,139.78	20.83	1,118.95	5,371.8 %	6,062.08	104.19	5,957.89	5,718.3 %
5406 Miscellaneous Administrative Expense	335.88	0.00	335.88		335.88	0.00	335.88	
5407 Dues/Memberships/Subscriptions	452.45	583.33	-130.88	-22.4 %	3,146.51	2,916.69	229.82	7.9 %
5410 Office Supplies/Printing/Postage	971.68	833.33	138.35	16.6 %	5,011.71	4,166.69	845.02	20.3 %
5413 Mileage- Training/CE/Meetings	531.55	250.00	281.55	112.6 %	1,295.87	1,250.00	45.87	3.7 %
5415 Delivery & Newspaper Distribution	0.00	333.33	-333.33	-100.0 %	325.00	1,666.69	-1,341.69	-80.5 %
5419 Member Services	0.00	458.33	-458.33	-100.0 %	4,784.80	2,291.69	2,493.11	108.8 %
5420 Musicals- Monthly	250.00	100.00	150.00	150.0 %	2,050.00	500.00	1,550.00	310.0 %
5421 Hello Neighbors	900.02	250.00	650.02	260.0 %	4,386.14	1,250.00	3,136.14	250.9 %
5429 Wood Shop	0.00	41.67	-41.67	-100.0 %	0.00	208.35	-208.35	-100.0 %
5430 Website Expenses	775.00	333.33	441.67	132.5 %	2,453.00	1,666.69	786.31	47.2 %
5431 Library Expenses	1,029.98	333.33	696.65	209.0 %	2,516.79	1,666.69	850.10	51.0 %
5438 Legal/Collection Expenses	1,667.50	6,250.00	-4,582.50	-73.3 %	11,793.50	31,250.00	-19,456.50	-62.3 %
5440 Legal- Pool Litigation	0.00	16,666.67	-16,666.67	-100.0 %	16,124.21	83,333.35	-67,209.14	-80.7 %
5446 Accounting/Tax Returns/Reviews	0.00	1,250.00	-1,250.00	-100.0 %	3,575.00	6,250.00	-2,675.00	-42.8 %
5450 Tax Expense	150.00	533.33	-383.33	-71.9 %	150.00	2,666.69	-2,516.69	-94.4 %
5454 Licenses/Annual Reports- Operatio	50.00	250.00	-200.00	-80.0 %	2,194.00	1,250.00	944.00	75.5 %
5458 Insurance	14,250.80	12,500.00	1,750.80	14.0 %	57,933.86	62,500.00	-4,566.14	-7.3 %
5459 Auto Insurance	526.72	250.00	276.72	110.7 %	722.47	1,250.00	-527.53	-42.2 %
5478 Bank Charges	0.00	0.00	0.00		5.35	0.00	5.35	
5400 Total ADMIN SERVICES	27,731.36	47,087.48	-19,356.12	-41.1 %	148,366.17	235,437.72	-87,071.55	-37.0 %
<b>5490 EQUIPMENT LEASES &amp; RENTALS</b>								
5491 Equipment Leases	0.00	300.00	-300.00	-100.0 %	903.12	1,500.00	-596.88	-39.8 %
5490 Total EQUIPMENT LEASES & RENTALS	0.00	300.00	-300.00	-100.0 %	903.12	1,500.00	-596.88	-39.8 %
<b>5500 Miscellaneous Charges</b>								
5501 Late Charges	740.00	333.33	406.67	122.0 %	2,960.00	1,666.69	1,293.31	77.6 %
5506 NSF Charge	0.00	0.00	0.00		35.00	0.00	35.00	
5508 Keys and Fobs	13.00	41.67	-28.67	-68.8 %	15.00	208.35	-193.35	-92.8 %
5520 Refunds- Assessment	4,820.72	833.33	3,987.39	478.5 %	10,460.66	4,166.69	6,293.97	151.1 %
5500 Total Miscellaneous Charges	5,573.72	1,208.33	4,365.39	361.3 %	13,470.66	6,041.73	7,428.93	123.0 %
<b>5600 REC FACILITIES</b>								
5510 Facilities Rental Refund	75.00	0.00	75.00		675.00	0.00	675.00	
5601 Heat & A/C	0.00	541.67	-541.67	-100.0 %	0.00	2,708.35	-2,708.35	-100.0 %
5602 Roof Maintenance	0.00	291.67	-291.67	-100.0 %	3,300.00	1,458.35	1,841.65	126.3 %
5603 Contractors	-258.52	1,000.00	-1,258.52	-125.9 %	5,614.57	5,000.00	614.57	12.3 %
5604 Facility Supplies	934.91	229.17	705.74	308.0 %	1,502.99	1,145.85	357.14	31.2 %
5605 Swimming Pool Services	0.00	233.33	-233.33	-100.0 %	0.00	1,166.69	-1,166.69	-100.0 %

	Actual 05/01/23 - 05/31/23	Budget 05/23 - 05/23	\$ Change	% Change	Actual YTD 01/01/23 - 05/31/23	Budget YTD 01/23 - 05/23	\$ Change	% Change
5606 Swimming Pool Parts & Supplies	1,353.21	833.33	519.88	62.4 %	2,889.58	4,166.69	-1,277.11	-30.7 %
5610 Swimming Pool Cleaning Services	0.00	625.00	-625.00	-100.0 %	0.00	3,125.00	-3,125.00	-100.0 %
5611 Janitorial Services	348.06	291.67	56.39	19.3 %	1,392.99	1,458.35	-65.36	-4.5 %
5613 Swimming Pool Monitoring	0.00	316.67	-316.67	-100.0 %	1,321.92	1,583.35	-261.43	-16.5 %
5600 Total REC FACILITIES	2,452.66	4,362.51	-1,909.85	-43.8 %	16,697.05	21,812.63	-5,115.58	-23.5 %
<b>6000 PAYROLL &amp; EMPLOYEE BENEFITS</b>								
6001 Employee Benefits	4,853.67	440.42	4,413.25	1,002.1 %	15,705.84	2,202.10	13,503.74	613.2 %
6002 Wages	15,673.43	14,859.50	813.93	5.5 %	79,700.44	74,297.50	5,402.94	7.3 %
6004 Employer Taxes	1,774.32	1,722.58	51.74	3.0 %	9,201.03	8,612.94	588.09	6.8 %
6006 Payroll Fees	461.18	333.33	127.85	38.4 %	2,294.23	1,666.69	627.54	37.7 %
6017 Wages- Temp- Operating	5,508.15	3,000.00	2,508.15	83.6 %	17,560.80	15,000.00	2,560.80	17.1 %
6000 Total PAYROLL & EMPLOYEE BENEFITS	28,270.75	20,355.83	7,914.92	38.9 %	124,462.34	101,779.23	22,683.11	22.3 %
<b>TOTAL EXPENSE</b>	<b>78,529.06</b>	<b>88,387.06</b>	<b>-9,858.00</b>	<b>-11.2 %</b>	<b>379,981.08</b>	<b>441,935.98</b>	<b>-61,954.90</b>	<b>-14.0 %</b>
<b>NET INCOME</b>	<b>-705,345.79</b>	<b>-161,435.81</b>	<b>-543,909.98</b>	<b>-336.9 %</b>	<b>906,769.37</b>	<b>1,451,020.39</b>	<b>-544,251.02</b>	<b>-37.5 %</b>
<b>NET INCOME SUMMARY</b>								
Income	-626,816.73	-73,048.75	-553,767.98	-758.1 %	1,286,750.45	1,892,956.37	-606,205.92	-32.0 %
Expense	-78,529.06	-88,387.06	9,858.00	11.2 %	-379,981.08	-441,935.98	61,954.90	14.0 %
Other Income & Expense	0.00	0.00	0.00		0.00	0.00	0.00	
<b>NET INCOME</b>	<b>-705,345.79</b>	<b>-161,435.81</b>	<b>-543,909.98</b>	<b>-336.9 %</b>	<b>906,769.37</b>	<b>1,451,020.39</b>	<b>-544,251.02</b>	<b>-37.5 %</b>

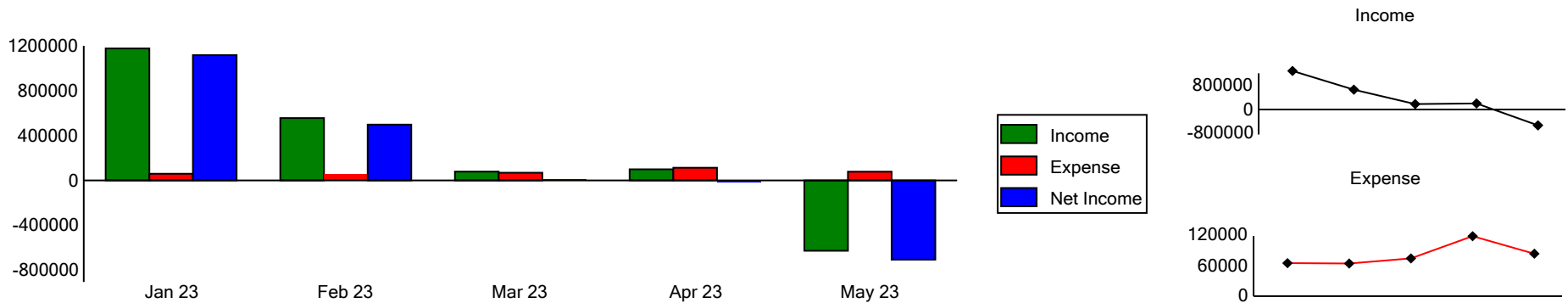
# Profit & Loss 12 Month Recap

Property: King City Civic Association  
 Monthly recap 01/01/23 - 05/31/23 (cash basis)

	JAN 23	FEB 23	MAR 23	APR 23	MAY 23	TOTAL
<b>INCOME</b>						
4000 Income						
4001 Regular Assessments	1,145,288.64	526,745.22	49,139.54	67,938.44	41,036.53	1,830,148.37
4002 Apartments Assessments	27,065.12	27,065.12	27,065.12	27,065.12	27,298.44	135,558.92
4100 Interest Revenue	371.73	1,504.72	3,358.46	4,051.95	4,100.30	13,387.16
4109 Facility Rental	1,650.00	350.00	0.00	0.00	2,050.00	4,050.00
4501 Late Charges	0.00	310.00	0.00	405.00	565.00	1,280.00
4506 Bank Returned Items	0.00	35.00	0.00	0.00	0.00	35.00
4511 Keys and Fobs	73.00	180.00	0.00	0.00	773.00	1,026.00
4515 Setup/Management Fee	3,155.00	430.00	45.00	275.00	560.00	4,465.00
4000 Total Income	1,177,603.49	556,620.06	79,608.12	99,735.51	76,383.27	1,989,950.45
4900 Reserve Income						
4901 Reserve Assessments	0.00	0.00	0.00	0.00	-703,200.00	-703,200.00
4900 Total Reserve Income	0.00	0.00	0.00	0.00	-703,200.00	-703,200.00
<b>TOTAL INCOME</b>	<b>1,177,603.49</b>	<b>556,620.06</b>	<b>79,608.12</b>	<b>99,735.51</b>	<b>-626,816.73</b>	<b>1,286,750.45</b>
<b>EXPENSE</b>						
5000 Maintenance and Repair Services						
5001 General Maintenance/Repair	312.98	0.00	0.00	0.00	0.00	312.98
5009 Janitorial Services Exterior	4,745.00	4,745.00	4,745.00	4,745.00	4,985.00	23,965.00
5010 Janitorial Supplies	0.00	570.08	269.25	818.77	361.35	2,019.45
5162 Security/Monitoring	350.00	25.00	25.00	325.00	25.00	750.00
5186 Supplies- Operating	0.00	0.00	0.00	0.00	39.98	39.98
5000 Total Maintenance and Repair Services	5,407.98	5,340.08	5,039.25	5,888.77	5,411.33	27,087.41
5200 LANDSCAPING						
5201 Landscape Contract Services	0.00	0.00	0.00	0.00	1,260.60	1,260.60
5204 Tree Replacement/Pruning	0.00	400.00	1,832.00	750.00	630.99	3,612.99
5200 Total LANDSCAPING	0.00	400.00	1,832.00	750.00	1,891.59	4,873.59
5300 UTILITY						
5301 Utility - Water	428.17	437.23	428.17	450.82	432.70	2,177.09
5302 Utility - Sewer	2,213.35	0.00	2,213.35	0.00	2,213.35	6,640.05
5303 Utility - Electricity	0.00	2,120.76	4,014.46	1,685.13	0.00	7,820.35
5304 Utility - Natural Gas	0.00	2,533.71	4,331.09	2,487.14	385.47	9,737.41
5305 Utility - Garbage and Recycling	553.69	631.11	524.91	414.16	409.78	2,533.65
5306 Utility - Telephone	1,473.03	1,495.67	1,526.54	1,523.67	1,788.30	7,807.21
5308 Utility - Cable Television	2.10	2.10	4.20	0.00	2.10	10.50
5309 Utility - Internet Services	211.99	421.89	0.00	209.90	209.90	1,053.68
5319 Utility- Water- Pool	164.76	151.56	135.90	151.56	393.84	997.62

	JAN 23	FEB 23	MAR 23	APR 23	MAY 23	TOTAL
5321 Utility- Electricity- Pool	0.00	1,159.04	2,821.93	0.00	1,362.21	5,343.18
5300 Total UTILITY	5,047.09	8,953.07	16,000.55	6,922.38	7,197.65	44,120.74
<b>5400 ADMIN SERVICES</b>						
5401 Management Services - Contract	4,700.00	4,700.00	4,700.00	4,700.00	4,700.00	23,500.00
5402 Management Services - Extra	40.92	20.46	20.46	4,840.46	1,139.78	6,062.08
5406 Miscellaneous Administrative Expen:	0.00	0.00	0.00	0.00	335.88	335.88
5407 Dues/Memberships/Subscriptions	431.28	693.00	998.09	571.69	452.45	3,146.51
5410 Office Supplies/Printing/Postage	1,462.10	163.42	989.91	1,424.60	971.68	5,011.71
5413 Mileage- Training/CE/Meetings	225.50	200.00	138.82	200.00	531.55	1,295.87
5415 Delivery & Newspaper Distribution	0.00	0.00	325.00	0.00	0.00	325.00
5419 Member Services	0.00	0.00	0.00	4,784.80	0.00	4,784.80
5420 Musicals- Monthly	1,800.00	0.00	0.00	0.00	250.00	2,050.00
5421 Hello Neighbors	329.20	69.99	505.37	2,581.56	900.02	4,386.14
5423 Office Supplies- Pro Shop	85.27	-85.27	0.00	0.00	0.00	0.00
5430 Website Expenses	0.00	1,831.50	50.00	-203.50	775.00	2,453.00
5431 Library Expenses	646.87	210.57	1,029.98	-400.61	1,029.98	2,516.79
5438 Legal/Collection Expenses	5,685.00	3,346.50	921.50	173.00	1,667.50	11,793.50
5440 Legal- Pool Litigation	270.00	2,910.00	0.00	12,944.21	0.00	16,124.21
5446 Accounting/Tax Returns/Reviews	5,455.00	1,475.00	980.00	-4,335.00	0.00	3,575.00
5450 Tax Expense	0.00	0.00	0.00	0.00	150.00	150.00
5454 Licenses/Annual Reports- Operation	2,144.00	0.00	0.00	0.00	50.00	2,194.00
5458 Insurance	0.00	3,115.50	0.00	40,567.56	14,250.80	57,933.86
5459 Auto Insurance	0.00	195.75	0.00	0.00	526.72	722.47
5478 Bank Charges	0.00	0.00	0.00	5.35	0.00	5.35
5400 Total ADMIN SERVICES	23,275.14	18,846.42	10,659.13	67,854.12	27,731.36	148,366.17
<b>5490 EQUIPMENT LEASES &amp; RENTALS</b>						
5491 Equipment Leases	301.04	301.04	301.04	0.00	0.00	903.12
5490 Total EQUIPMENT LEASES & REN	301.04	301.04	301.04	0.00	0.00	903.12
<b>5500 Miscellaneous Charges</b>						
5501 Late Charges	160.00	0.00	0.00	2,060.00	740.00	2,960.00
5506 NSF Charge	0.00	35.00	0.00	0.00	0.00	35.00
5508 Keys and Fobs	0.00	0.00	15.00	-13.00	13.00	15.00
5520 Refunds- Assessment	483.75	322.50	3,783.69	1,050.00	4,820.72	10,460.66
5500 Total Miscellaneous Charges	643.75	357.50	3,798.69	3,097.00	5,573.72	13,470.66
<b>5600 REC FACILITIES</b>						
5510 Facilities Rental Refund	0.00	0.00	0.00	600.00	75.00	675.00
5601 Heat & A/C	0.00	0.00	506.60	-506.60	0.00	0.00
5602 Roof Maintenance	0.00	3,300.00	0.00	0.00	0.00	3,300.00
5603 Contractors	250.25	295.00	3,250.36	2,077.48	-258.52	5,614.57
5604 Facility Supplies	0.00	215.94	241.19	110.95	934.91	1,502.99
5605 Swimming Pool Services	381.00	0.00	210.95	-591.95	0.00	0.00
5606 Swimming Pool Parts & Supplies	391.14	422.28	129.82	593.13	1,353.21	2,889.58
5611 Janitorial Services	348.81	232.04	232.04	232.04	348.06	1,392.99

	JAN 23	FEB 23	MAR 23	APR 23	MAY 23	TOTAL
5613 Swimming Pool Monitoring	330.48	330.48	330.48	330.48	0.00	1,321.92
5600 Total REC FACILITIES	1,701.68	4,795.74	4,901.44	2,845.53	2,452.66	16,697.05
<b>6000 PAYROLL &amp; EMPLOYEE BENEFITS</b>						
6001 Employee Benefits	1,468.99	1,783.47	5,891.36	1,708.35	4,853.67	15,705.84
6002 Wages	18,270.61	15,783.64	14,367.49	15,605.27	15,673.43	79,700.44
6004 Employer Taxes	2,251.73	1,814.44	1,610.51	1,750.03	1,774.32	9,201.03
6006 Payroll Fees	419.01	636.79	324.66	452.59	461.18	2,294.23
6017 Wages- Temp- Operating	971.02	0.00	4,469.63	6,612.00	5,508.15	17,560.80
6000 Total PAYROLL & EMPLOYEE BEN	23,381.36	20,018.34	26,663.65	26,128.24	28,270.75	124,462.34
<b>TOTAL EXPENSE</b>	<b>59,758.04</b>	<b>59,012.19</b>	<b>69,195.75</b>	<b>113,486.04</b>	<b>78,529.06</b>	<b>379,981.08</b>
<b>NET INCOME</b>	<b>1,117,845.45</b>	<b>497,607.87</b>	<b>10,412.37</b>	<b>-13,750.53</b>	<b>-705,345.79</b>	<b>906,769.37</b>
<b>NET INCOME SUMMARY</b>						
Income	1,177,603.49	556,620.06	79,608.12	99,735.51	-626,816.73	1,286,750.45
Expense	-59,758.04	-59,012.19	-69,195.75	-113,486.04	-78,529.06	-379,981.08
<b>NET INCOME</b>	<b>1,117,845.45</b>	<b>497,607.87</b>	<b>10,412.37</b>	<b>-13,750.53</b>	<b>-705,345.79</b>	<b>906,769.37</b>





# Budget Comparison

Property: King City Civic Association Reserves

Comparison Periods: 05/01/23 - 05/31/23 and 01/01/23 - 05/31/23 (cash basis)

	Actual 05/01/23 - 05/31/23	Budget 05/23 - 05/23	\$ Change	% Change	Actual YTD 01/01/23 - 05/31/23	Budget YTD 01/23 - 05/23	\$ Change	% Change
<b>INCOME</b>								
4900 Reserve Income								
4901 Reserve Assessments	703,200.00	0.00	703,200.00		703,200.00	0.00	703,200.00	
4902 Transfer Fees- Reserve Assessme	74,745.00	87,819.58	-13,074.58	-14.9 %	177,688.50	439,097.94	-261,409.44	-59.5 %
4906 Reserve Interest	2,217.81	0.00	2,217.81		12,531.62	0.00	12,531.62	
4900 Total Reserve Income	780,162.81	87,819.58	692,343.23	788.4 %	893,420.12	439,097.94	454,322.18	103.5 %
<b>TOTAL INCOME</b>	<b>780,162.81</b>	<b>87,819.58</b>	<b>692,343.23</b>	<b>788.4 %</b>	<b>893,420.12</b>	<b>439,097.94</b>	<b>454,322.18</b>	<b>103.5 %</b>
<b>EXPENSE</b>								
5400 ADMIN SERVICES								
5495 Loan Interest Expense	0.00	0.00	0.00		53,758.61	0.00	53,758.61	
5400 Total ADMIN SERVICES	0.00	0.00	0.00		53,758.61	0.00	53,758.61	
8000 Reserve Expense								
8001 Pool Construction Loan Payment	0.00	0.00	0.00		0.00	108,814.00	-108,814.00	-100.0 %
8002 Golf Sanding Program	0.00	0.00	0.00		0.00	4,311.00	-4,311.00	-100.0 %
8003 Golf Drainage Program	0.00	0.00	0.00		0.00	33,825.00	-33,825.00	-100.0 %
8005 Golf Irrigation - System Repair - 2n	0.00	0.00	0.00		0.00	15,759.00	-15,759.00	-100.0 %
8014 Pool Litigation Repairs	5,362.27	0.00	5,362.27		5,954.22	246,593.00	-240,638.78	-97.6 %
8019 Golf - Mowers - 3100 Toro	0.00	0.00	0.00		45,879.68	41,078.00	4,801.68	11.7 %
8022 Clubhouse/Pro Shop Locker/Crown	875.05	0.00	875.05		875.05	0.00	875.05	
8025 USGA Green Survey for Golf Course	0.00	0.00	0.00		0.00	3,223.00	-3,223.00	-100.0 %
8027 Water Heater Replacement	0.00	0.00	0.00		9,157.90	2,242.00	6,915.90	308.5 %
8029 Website Development	0.00	0.00	0.00		0.00	6,000.00	-6,000.00	-100.0 %
8034 Outdoor Pool Consultant	0.00	0.00	0.00		0.00	33,000.00	-33,000.00	-100.0 %
8036 Golf- Mower 3150	0.00	0.00	0.00		0.00	38,578.00	-38,578.00	-100.0 %
8037 Pro Shop Bathroom Repair	0.00	0.00	0.00		0.00	50,000.00	-50,000.00	-100.0 %
8038 Outdoor Pool Pump	0.00	0.00	0.00		0.00	2,800.00	-2,800.00	-100.0 %
8039 Outdoor Pool Signage	0.00	0.00	0.00		0.00	1,000.00	-1,000.00	-100.0 %
8040 Landscape Upgrades	0.00	0.00	0.00		0.00	4,753.00	-4,753.00	-100.0 %
8041 Clubhouse Interior Painting	0.00	0.00	0.00		0.00	18,326.00	-18,326.00	-100.0 %
8042 Flooring- Fitness Room	3,656.70	0.00	3,656.70		3,656.70	1,728.00	1,928.70	111.6 %
8043 Golf Garage Door Replacement	0.00	0.00	0.00		2,441.00	5,500.00	-3,059.00	-55.6 %
8044 Golf Cart Path Replacement	0.00	0.00	0.00		0.00	28,419.00	-28,419.00	-100.0 %
8000 Total Reserve Expense	9,894.02	0.00	9,894.02		67,964.55	645,949.00	-577,984.45	-89.5 %
8050 Reserve Expense- Current	17,821.25	0.00	17,821.25		62,817.41	0.00	62,817.41	
8075 Siding Replacement	5,375.00	0.00	5,375.00		5,375.00	0.00	5,375.00	
<b>TOTAL EXPENSE</b>	<b>33,090.27</b>	<b>0.00</b>	<b>33,090.27</b>		<b>189,915.57</b>	<b>645,949.00</b>	<b>-456,033.43</b>	<b>-70.6 %</b>

	<b>Actual</b> <b>05/01/23 - 05/31/23</b>	<b>Budget</b> <b>05/23 - 05/23</b>	<b>\$ Change</b>	<b>% Change</b>	<b>Actual YTD</b> <b>01/01/23 - 05/31/23</b>	<b>Budget YTD</b> <b>01/23 - 05/23</b>	<b>\$ Change</b>	<b>% Change</b>
<b>NET INCOME</b>	<b>747,072.54</b>	<b>87,819.58</b>	<b>659,252.96</b>	<b>750.7 %</b>	<b>703,504.55</b>	<b>-206,851.06</b>	<b>910,355.61</b>	<b>440.1 %</b>
<b>NET INCOME SUMMARY</b>								
Income	780,162.81	87,819.58	692,343.23	788.4 %	893,420.12	439,097.94	454,322.18	103.5 %
Expense	-33,090.27	0.00	-33,090.27		-189,915.57	-645,949.00	456,033.43	70.6 %
Other Income & Expense	0.00	0.00	0.00		0.00	0.00	0.00	
<b>NET INCOME</b>	<b>747,072.54</b>	<b>87,819.58</b>	<b>659,252.96</b>	<b>750.7 %</b>	<b>703,504.55</b>	<b>-206,851.06</b>	<b>910,355.61</b>	<b>440.1 %</b>

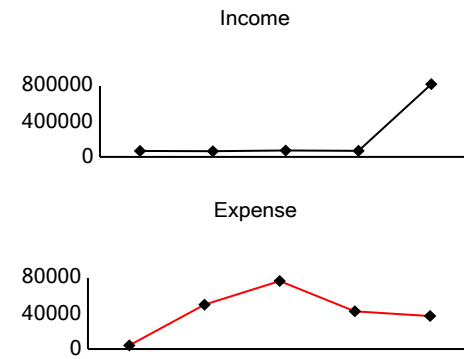
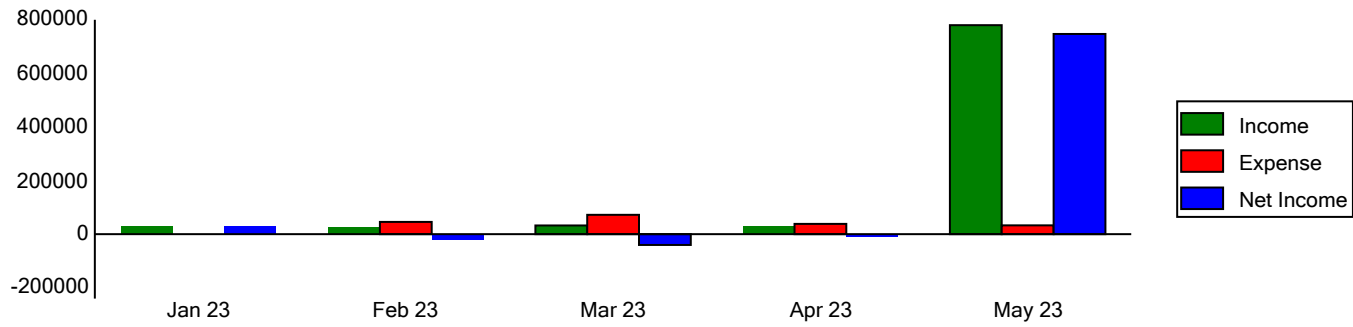
# Profit & Loss 12 Month Recap

Property: King City Civic Association Reserves  
 Monthly recap 01/01/23 - 05/31/23 (cash basis)

	JAN 23	FEB 23	MAR 23	APR 23	MAY 23	TOTAL
<b>INCOME</b>						
4900 Reserve Income						
4901 Reserve Assessments	0.00	0.00	0.00	0.00	703,200.00	703,200.00
4902 Transfer Fees- Reserve Assessment	25,050.00	21,643.50	30,022.50	26,227.50	74,745.00	177,688.50
4906 Reserve Interest	2,529.72	2,684.22	2,556.11	2,543.76	2,217.81	12,531.62
4900 Total Reserve Income	27,579.72	24,327.72	32,578.61	28,771.26	780,162.81	893,420.12
<b>TOTAL INCOME</b>	<b>27,579.72</b>	<b>24,327.72</b>	<b>32,578.61</b>	<b>28,771.26</b>	<b>780,162.81</b>	<b>893,420.12</b>
<b>EXPENSE</b>						
5400 ADMIN SERVICES						
5495 Loan Interest Expense	0.00	0.00	53,758.61	0.00	0.00	53,758.61
5400 Total ADMIN SERVICES	0.00	0.00	53,758.61	0.00	0.00	53,758.61
8000 Reserve Expense						
8014 Pool Litigation Repairs	0.00	0.00	0.00	591.95	5,362.27	5,954.22
8019 Golf - Mowers - 3100 Toro	0.00	45,879.68	0.00	0.00	0.00	45,879.68
8022 Clubhouse/Pro Shop Locker/Crown (	0.00	0.00	0.00	0.00	875.05	875.05
8027 Water Heater Replacement	0.00	0.00	9,157.90	0.00	0.00	9,157.90
8042 Flooring- Fitness Room	0.00	0.00	0.00	0.00	3,656.70	3,656.70
8043 Golf Garage Door Replacement	0.00	0.00	0.00	2,441.00	0.00	2,441.00
8000 Total Reserve Expense	0.00	45,879.68	9,157.90	3,032.95	9,894.02	67,964.55
8050 Reserve Expense- Current	0.00	0.00	9,600.00	35,396.16	17,821.25	62,817.41
8075 Siding Replacement	0.00	0.00	0.00	0.00	5,375.00	5,375.00
<b>TOTAL EXPENSE</b>	<b>0.00</b>	<b>45,879.68</b>	<b>72,516.51</b>	<b>38,429.11</b>	<b>33,090.27</b>	<b>189,915.57</b>
<b>NET INCOME</b>	<b>27,579.72</b>	<b>-21,551.96</b>	<b>-39,937.90</b>	<b>-9,657.85</b>	<b>747,072.54</b>	<b>703,504.55</b>

**NET INCOME SUMMARY**

	JAN 23	FEB 23	MAR 23	APR 23	MAY 23	TOTAL
Income	27,579.72	24,327.72	32,578.61	28,771.26	780,162.81	893,420.12
Expense	0.00	-45,879.68	-72,516.51	-38,429.11	-33,090.27	-189,915.57
<b>NET INCOME</b>	<b>27,579.72</b>	<b>-21,551.96</b>	<b>-39,937.90</b>	<b>-9,657.85</b>	<b>747,072.54</b>	<b>703,504.55</b>



# Transfer Charges

Property: King City Civic Association  
05/01/23 - 05/31/23

Property	Address	Date	Amount
KCCA	11470 SW Crown Drive #4	5/22/2023	4,425.00
KCCA	11490 SW Crown Drive #3	5/10/2023	2,835.00
KCCA	11845 SW Queen Elizabeth S	5/23/2023	6,420.00
KCCA	11992 SW Royalty Court #11	5/3/2023	4,110.00
KCCA	12010 SW King George Drive	5/1/2023	4,590.00
KCCA	12066 SW King Arthur St #B	5/5/2023	2,625.00
KCCA	12088 SW King Arthur St #C	5/5/2023	3,030.00
KCCA	12125 SW King Richard Drive	5/5/2023	5,535.00
KCCA	12290 SW King Richard Drive	5/24/2023	5,550.00
KCCA	15995 SW Royalty Parkway	5/18/2023	5,475.00
KCCA	16095 SW Queen Victoria Pla	5/5/2023	5,850.00
KCCA	16115 SW Royalty Parkway	5/5/2023	5,100.00
KCCA	16220 SW King Charles Aven	5/3/2023	7,500.00
KCCA	16685 SW King Charles Aven	5/3/2023	5,700.00
KCCA	16910 SW Monterey Lane	5/17/2023	6,000.00
			<b>74,745.00</b>

# Transfer Charges

Property: King City Civic Association  
01/01/23 - 05/31/23

Property	Address	Date	Amount
KCCA	11470 SW Crown Drive #4	5/22/2023	4,425.00
KCCA	11490 SW Crown Drive #3	5/10/2023	2,835.00
KCCA	11520 SW Majestic Lane #1	1/13/2023	3,300.00
KCCA	11545 SW Majestic Lane #6	3/13/2023	4,350.00
KCCA	11690 SW King George Drive	2/6/2023	4,875.00
KCCA	11750 SW King George Drive	1/12/2023	7,500.00
KCCA	11845 SW Queen Elizabeth S	5/23/2023	6,420.00
KCCA	11992 SW Royalty Court #11	5/3/2023	4,110.00
KCCA	11992 SW Royalty Court #23	4/10/2023	4,492.50
KCCA	12010 SW King George Drive	5/1/2023	4,590.00
KCCA	12022 SW King Arthur St #C	2/9/2023	2,773.50
KCCA	12066 SW King Arthur St #B	5/5/2023	2,625.00
KCCA	12085 SW King Arthur St	3/24/2023	2,587.50
KCCA	12088 SW King Arthur St #C	5/5/2023	3,030.00
KCCA	12095 SW Imperial Avenue	2/9/2023	2,925.00
KCCA	12120 SW Royal Court #D	3/24/2023	3,525.00
KCCA	12125 SW King Richard Drive	5/5/2023	5,535.00
KCCA	12215 SW King Richard Drive	2/9/2023	5,625.00
KCCA	12275 SW Imperial Avenue	3/24/2023	3,435.00
KCCA	12290 SW King Richard Drive	5/24/2023	5,550.00
KCCA	12625 SW Morocco Dr.	1/3/2023	5,025.00
KCCA	12649 SW Prince Edward Cot	3/24/2023	4,425.00
KCCA	15215 SW 116th Avenue #1	1/13/2023	3,825.00
KCCA	15995 SW Royalty Parkway	5/18/2023	5,475.00
KCCA	16095 SW Queen Victoria Pla	5/5/2023	5,850.00
KCCA	16115 SW Royalty Parkway	5/5/2023	5,100.00
KCCA	16165 SW Royalty Parkway	2/15/2023	5,445.00
KCCA	16220 SW King Charles Aven	5/3/2023	7,500.00
KCCA	16340 SW King Charles Aven	1/11/2023	5,400.00
KCCA	16350 SW King Charles Aven	4/6/2023	7,275.00
KCCA	16360 SW King Charles Ave	4/10/2023	8,760.00
KCCA	16575 SW Monterey Lane	4/13/2023	5,700.00
KCCA	16610 SW Queen Mary Aven	3/24/2023	6,675.00
KCCA	16640 SW Monterey Lane	3/24/2023	5,025.00
KCCA	16685 SW King Charles Aven	5/3/2023	5,700.00
KCCA	16910 SW Monterey Lane	5/17/2023	6,000.00
			<b>177,688.50</b>

# Budget Comparison

Property: King City Golf Course

Comparison Periods: 05/01/23 - 05/31/23 and 01/01/23 - 05/31/23 (cash basis)

EXPENSE	Actual 05/01/23 - 05/31/23	Budget 05/23 - 05/23	\$ Change	% Change	Actual YTD 01/01/23 - 05/31/23	Budget YTD 01/23 - 05/23	\$ Change	% Change
5000 Maintenance and Repair Services								
5001 General Maintenance/Repair	0.00	41.67	-41.67	-100.0 %	0.00	208.35	-208.35	-100.0 %
5006 Tool & Small Equipment	35.99	166.67	-130.68	-78.4 %	35.99	833.35	-797.36	-95.7 %
5007 Equipment Parts- Golf Course	0.00	1,083.33	-1,083.33	-100.0 %	1,881.55	5,416.69	-3,535.14	-65.3 %
5008 Janitorial Services	403.41	291.67	111.74	38.3 %	1,668.50	1,458.35	210.15	14.4 %
5010 Janitorial Supplies	0.00	541.67	-541.67	-100.0 %	0.00	2,708.35	-2,708.35	-100.0 %
5011 Gas & Oil	1,196.79	1,166.67	30.12	2.6 %	3,817.79	5,833.35	-2,015.56	-34.6 %
5164 Alarm Monitoring- Golf Course	0.00	125.00	-125.00	-100.0 %	468.45	625.00	-156.55	-25.0 %
5188 Supplies- Golf Course	905.25	500.00	405.25	81.0 %	1,772.78	2,500.00	-727.22	-29.1 %
5000 Total Maintenance and Repair Serv	2,541.44	3,916.68	-1,375.24	-35.1 %	9,645.06	19,583.44	-9,938.38	-50.7 %
5200 LANDSCAPING								
5202 Earth Materials	0.00	833.33	-833.33	-100.0 %	1,470.92	4,166.69	-2,695.77	-64.7 %
5204 Tree Replacement/Pruning	85.00	0.00	85.00		85.00	0.00	85.00	
5206 Drainage	0.00	41.67	-41.67	-100.0 %	0.00	208.35	-208.35	-100.0 %
5209 Irrigation Repairs	0.00	166.67	-166.67	-100.0 %	0.00	833.35	-833.35	-100.0 %
5214 Fertilizer	190.31	1,500.00	-1,309.69	-87.3 %	190.31	7,500.00	-7,309.69	-97.5 %
5215 Chemicals- Golf Course	8,935.64	1,666.67	7,268.97	436.1 %	11,463.22	8,333.35	3,129.87	37.6 %
5200 Total LANDSCAPING	9,210.95	4,208.34	5,002.61	118.9 %	13,209.45	21,041.74	-7,832.29	-37.2 %
5300 UTILITY								
5313 Utility- Water- Golf Course	118.89	120.17	-1.28	-1.1 %	409.26	600.85	-191.59	-31.9 %
5314 Utility- Electricity- Golf Course	0.00	1,041.67	-1,041.67	-100.0 %	3,482.16	5,208.35	-1,726.19	-33.1 %
5315 Utility- Garbage & Recycling- Golf	0.00	375.00	-375.00	-100.0 %	750.90	1,875.00	-1,124.10	-60.0 %
5318 Utility- Sewer- Golf Course	409.66	250.00	159.66	63.9 %	1,228.98	1,250.00	-21.02	-1.7 %
5300 Total UTILITY	528.55	1,786.84	-1,258.29	-70.4 %	5,871.30	8,934.20	-3,062.90	-34.3 %
5400 ADMIN SERVICES								
5450 Tax Expense	0.00	0.00	0.00		5.53	0.00	5.53	
5400 Total ADMIN SERVICES	0.00	0.00	0.00		5.53	0.00	5.53	
5600 REC FACILITIES								
5604 Facility Supplies	0.00	0.00	0.00		3,363.60	0.00	3,363.60	
5611 Janitorial Services	0.00	0.00	0.00		84.97	0.00	84.97	
5616 Golf Cart Maintenance	-319.92	0.00	-319.92		0.00	0.00	0.00	
5600 Total REC FACILITIES	-319.92	0.00	-319.92		3,448.57	0.00	3,448.57	
6000 PAYROLL & EMPLOYEE BENEFITS								
6003 Wages- Temp Golf	0.00	4,000.00	-4,000.00	-100.0 %	0.00	20,000.00	-20,000.00	-100.0 %
6012 Wages- Golf Course	15,874.29	18,030.08	-2,155.79	-12.0 %	81,190.37	90,150.44	-8,960.07	-9.9 %

	<b>Actual</b> <b>05/01/23 - 05/31/23</b>	<b>Budget</b> <b>05/23 - 05/23</b>	<b>\$ Change</b>	<b>% Change</b>	<b>Actual YTD</b> <b>01/01/23 - 05/31/23</b>	<b>Budget YTD</b> <b>01/23 - 05/23</b>	<b>\$ Change</b>	<b>% Change</b>
6013 Employee Benefits- Golf Course	1,247.72	200.67	1,047.05	521.8 %	4,970.21	1,003.35	3,966.86	395.4 %
6014 Employer Taxes- Golf Course	1,760.09	1,523.08	237.01	15.6 %	9,211.19	7,615.44	1,595.75	21.0 %
6000 Total PAYROLL & EMPLOYEE BENEFITS	18,882.10	23,753.83	-4,871.73	-20.5 %	95,371.77	118,769.23	-23,397.46	-19.7 %
<b>TOTAL EXPENSE</b>	<b>30,843.12</b>	<b>33,665.69</b>	<b>-2,822.57</b>	<b>-8.4 %</b>	<b>127,551.68</b>	<b>168,328.61</b>	<b>-40,776.93</b>	<b>-24.2 %</b>
<b>NET INCOME</b>	<b>-30,843.12</b>	<b>-33,665.69</b>	<b>2,822.57</b>	<b>8.4 %</b>	<b>-127,551.68</b>	<b>-168,328.61</b>	<b>40,776.93</b>	<b>24.2 %</b>
<b>NET INCOME SUMMARY</b>								
Income	0.00	0.00	0.00		0.00	0.00	0.00	
Expense	-30,843.12	-33,665.69	2,822.57	8.4 %	-127,551.68	-168,328.61	40,776.93	24.2 %
Other Income & Expense	0.00	0.00	0.00		0.00	0.00	0.00	
<b>NET INCOME</b>	<b>-30,843.12</b>	<b>-33,665.69</b>	<b>2,822.57</b>	<b>8.4 %</b>	<b>-127,551.68</b>	<b>-168,328.61</b>	<b>40,776.93</b>	<b>24.2 %</b>

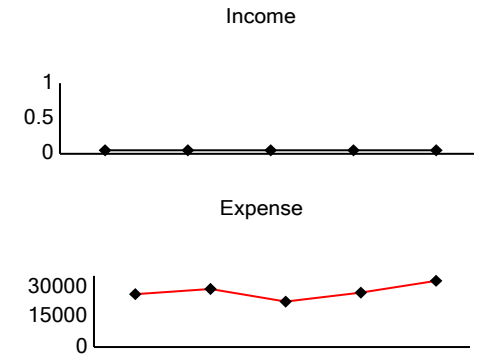
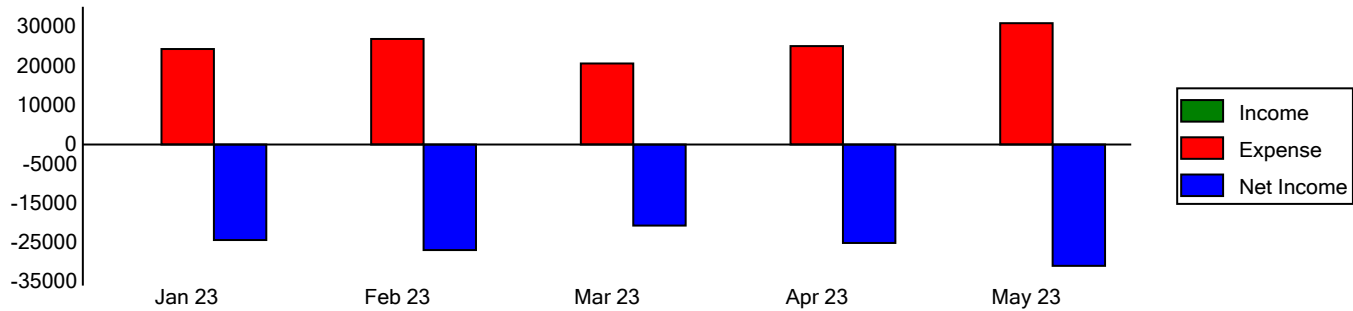


# Profit & Loss 12 Month Recap

Property: King City Golf Course  
 Monthly recap 01/01/23 - 05/31/23 (cash basis)

	JAN 23	FEB 23	MAR 23	APR 23	MAY 23	TOTAL
<b>EXPENSE</b>						
5000 Maintenance and Repair Services						
5006 Tool & Small Equipment	0.00	0.00	0.00	0.00	35.99	35.99
5007 Equipment Parts- Golf Course	139.41	438.18	623.63	680.33	0.00	1,881.55
5008 Janitorial Services	319.59	318.84	308.32	318.34	403.41	1,668.50
5011 Gas & Oil	184.69	1,154.73	0.00	1,281.58	1,196.79	3,817.79
5164 Alarm Monitoring- Golf Course	468.45	0.00	0.00	0.00	0.00	468.45
5188 Supplies- Golf Course	0.00	22.27	13.98	831.28	905.25	1,772.78
5000 Total Maintenance and Repair Serv	1,112.14	1,934.02	945.93	3,111.53	2,541.44	9,645.06
5200 LANDSCAPING						
5202 Earth Materials	0.00	1,470.92	0.00	0.00	0.00	1,470.92
5204 Tree Replacement/Pruning	0.00	750.00	0.00	-750.00	85.00	85.00
5214 Fertilizer	0.00	0.00	0.00	0.00	190.31	190.31
5215 Chemicals- Golf Course	2,527.58	0.00	0.00	0.00	8,935.64	11,463.22
5200 Total LANDSCAPING	2,527.58	2,220.92	0.00	-750.00	9,210.95	13,209.45
5300 UTILITY						
5313 Utility- Water- Golf Course	45.90	72.69	59.49	112.29	118.89	409.26
5314 Utility- Electricity- Golf Course	0.00	921.77	1,795.85	764.54	0.00	3,482.16
5315 Utility- Garbage & Recycling- Golf C	216.60	346.80	187.50	0.00	0.00	750.90
5318 Utility- Sewer- Golf Course	409.66	0.00	409.66	0.00	409.66	1,228.98
5300 Total UTILITY	672.16	1,341.26	2,452.50	876.83	528.55	5,871.30
5400 ADMIN SERVICES						
5411 Advertising & Promotion Operations	0.00	438.00	0.00	-438.00	0.00	0.00
5450 Tax Expense	5.53	0.00	0.00	0.00	0.00	5.53
5400 Total ADMIN SERVICES	5.53	438.00	0.00	-438.00	0.00	5.53
5600 REC FACILITIES						
5603 Contractors	980.00	0.00	0.00	-980.00	0.00	0.00
5604 Facility Supplies	90.00	1,603.67	189.57	1,480.36	0.00	3,363.60
5611 Janitorial Services	0.00	0.00	84.97	0.00	0.00	84.97
5616 Golf Cart Maintenance	0.00	0.00	0.00	319.92	-319.92	0.00
5600 Total REC FACILITIES	1,070.00	1,603.67	274.54	820.28	-319.92	3,448.57
6000 PAYROLL & EMPLOYEE BENEFITS						
6012 Wages- Golf Course	16,070.79	16,403.89	14,625.44	18,215.96	15,874.29	81,190.37
6013 Employee Benefits- Golf Course	875.92	1,023.03	673.74	1,149.80	1,247.72	4,970.21
6014 Employer Taxes- Golf Course	1,939.96	1,856.20	1,620.54	2,034.40	1,760.09	9,211.19
6000 Total PAYROLL & EMPLOYEE BEN	18,886.67	19,283.12	16,919.72	21,400.16	18,882.10	95,371.77

	JAN 23	FEB 23	MAR 23	APR 23	MAY 23	TOTAL
<b>TOTAL EXPENSE</b>	<b>24,274.08</b>	<b>26,820.99</b>	<b>20,592.69</b>	<b>25,020.80</b>	<b>30,843.12</b>	<b>127,551.68</b>
<b>NET INCOME</b>	<b>-24,274.08</b>	<b>-26,820.99</b>	<b>-20,592.69</b>	<b>-25,020.80</b>	<b>-30,843.12</b>	<b>-127,551.68</b>
<b>NET INCOME SUMMARY</b>						
Income	0.00	0.00	0.00	0.00	0.00	0.00
Expense	-24,274.08	-26,820.99	-20,592.69	-25,020.80	-30,843.12	-127,551.68
<b>NET INCOME</b>	<b>-24,274.08</b>	<b>-26,820.99</b>	<b>-20,592.69</b>	<b>-25,020.80</b>	<b>-30,843.12</b>	<b>-127,551.68</b>



# Budget Comparison

Property: King City Pro Shop

Comparison Periods: 05/01/23 - 05/31/23 and 01/01/23 - 05/31/23 (cash basis)

	Actual 05/01/23 - 05/31/23	Budget 05/23 - 05/23	\$ Change	% Change	Actual YTD 01/01/23 - 05/31/23	Budget YTD 01/23 - 05/23	\$ Change	% Change
<b>INCOME</b>								
4000 Income								
4103 Annual Unlimited Golf Pass	0.00	2,700.00	-2,700.00	-100.0 %	30,140.00	13,500.00	16,640.00	123.3 %
4104 Winter Golf Pass	0.00	66.67	-66.67	-100.0 %	75.00	333.35	-258.35	-77.5 %
4105 Season Golf Pass	6,914.00	4,250.00	2,664.00	62.7 %	45,720.00	21,250.00	24,470.00	115.2 %
4106 Annual Cart Registration	395.00	341.67	53.33	15.6 %	4,995.00	1,708.35	3,286.65	192.4 %
4107 Golf Club Storage	180.00	41.67	138.33	332.0 %	720.00	208.35	511.65	245.6 %
4108 Daily Green Fees	27,912.00	13,333.33	14,578.67	109.3 %	64,539.00	66,666.69	-2,127.69	-3.2 %
4110 Sales- Food	769.50	416.67	352.83	84.7 %	1,740.50	2,083.35	-342.85	-16.5 %
4111 Sales- Beer & Wine	1,630.00	416.67	1,213.33	291.2 %	3,459.50	2,083.35	1,376.15	66.1 %
4112 Sales- Merchandise	1,137.80	750.00	387.80	51.7 %	2,702.25	3,750.00	-1,047.75	-27.9 %
4113 Youth Golf Pass	115.00	33.33	81.67	245.0 %	805.00	166.69	638.31	382.9 %
4114 Daily Trail Pass	80.00	54.17	25.83	47.7 %	570.00	270.85	299.15	110.4 %
4115 Golf Repair Income	2.00	4.17	-2.17	-52.0 %	55.00	20.85	34.15	163.8 %
4116 Power Cart Rentals	4,370.50	2,250.00	2,120.50	94.2 %	7,393.00	11,250.00	-3,857.00	-34.3 %
4117 Golf Clubs & Pull Cart Rentals	1,052.50	416.67	635.83	152.6 %	1,884.50	2,083.35	-198.85	-9.5 %
4000 Total Income	44,558.30	25,075.02	19,483.28	77.7 %	164,798.75	125,375.18	39,423.57	31.4 %
<b>TOTAL INCOME</b>	<b>44,558.30</b>	<b>25,075.02</b>	<b>19,483.28</b>	<b>77.7 %</b>	<b>164,798.75</b>	<b>125,375.18</b>	<b>39,423.57</b>	<b>31.4 %</b>
<b>EXPENSE</b>								
5000 Maintenance and Repair Services								
5187 Supplies- Pro Shop	23.96	41.67	-17.71	-42.5 %	248.96	208.35	40.61	19.5 %
5000 Total Maintenance and Repair Serv	23.96	41.67	-17.71	-42.5 %	248.96	208.35	40.61	19.5 %
5300 UTILITY								
5310 Utility- Water- Pro Shop	254.83	458.33	-203.50	-44.4 %	1,120.13	2,291.69	-1,171.56	-51.1 %
5311 Utility- Electricity- Pro Shop	0.00	616.67	-616.67	-100.0 %	2,194.11	3,083.35	-889.24	-28.8 %
5312 Utility- Garbage & Recycling- Pro S	77.12	79.17	-2.05	-2.6 %	396.84	395.85	0.99	0.3 %
5300 Total UTILITY	331.95	1,154.17	-822.22	-71.2 %	3,711.08	5,770.89	-2,059.81	-35.7 %
5400 ADMIN SERVICES								
5403 Advertising & Promotion- Pro Shop	529.00	375.00	154.00	41.1 %	679.00	1,875.00	-1,196.00	-63.8 %
5411 Advertising & Promotion Operatio:	0.00	0.00	0.00		438.00	0.00	438.00	
5423 Office Supplies- Pro Shop	61.26	100.00	-38.74	-38.7 %	224.14	500.00	-275.86	-55.2 %
5455 Licenses/Annual Reports- Pro Shop	0.00	58.33	-58.33	-100.0 %	596.55	291.69	304.86	104.5 %
5400 Total ADMIN SERVICES	590.26	533.33	56.93	10.7 %	1,937.69	2,666.69	-729.00	-27.3 %
5550 COST OF GOODS SOLD								
5481 Cost of Goods Merchant Fee	0.00	833.33	-833.33	-100.0 %	0.00	4,166.69	-4,166.69	-100.0 %
5551 Cost of Goods Sold- Beer & Wine	618.21	225.00	393.21	174.8 %	1,500.23	1,125.00	375.23	33.4 %

	Actual 05/01/23 - 05/31/23	Budget 05/23 - 05/23	\$ Change	% Change	Actual YTD 01/01/23 - 05/31/23	Budget YTD 01/23 - 05/23	\$ Change	% Change
5552 Cost of Goods Sold- Food	152.00	225.00	-73.00	-32.4 %	1,041.03	1,125.00	-83.97	-7.5 %
5553 Cost of Goods Sold- Merchandise	740.60	500.00	240.60	48.1 %	3,341.72	2,500.00	841.72	33.7 %
5554 Cost of Goods Sold- Merchant Fee:	666.42	0.00	666.42		3,293.18	0.00	3,293.18	
5560 Golf Pass Refunds	720.00	0.00	720.00		1,350.00	0.00	1,350.00	
5550 Total COST OF GOODS SOLD	2,897.23	1,783.33	1,113.90	62.5 %	10,526.16	8,916.69	1,609.47	18.1 %
<b>5600 REC FACILITIES</b>								
5601 Heat & A/C	0.00	0.00	0.00		1,669.10	0.00	1,669.10	
5616 Golf Cart Maintenance	319.92	250.00	69.92	28.0 %	959.76	1,250.00	-290.24	-23.2 %
5600 Total REC FACILITIES	319.92	250.00	69.92	28.0 %	2,628.86	1,250.00	1,378.86	110.3 %
<b>6000 PAYROLL &amp; EMPLOYEE BENEFITS</b>								
6008 Wages- Pro Shop	9,030.03	10,966.67	-1,936.64	-17.7 %	36,883.68	54,833.35	-17,949.67	-32.7 %
6009 Employee Benefits- Pro Shop	276.58	250.00	26.58	10.6 %	1,164.08	1,250.00	-85.92	-6.9 %
6010 Employer Taxes- Pro Shop	1,034.89	987.67	47.22	4.8 %	4,299.73	4,938.35	-638.62	-12.9 %
6016 Wages- Temp- Pro Shop	0.00	100.00	-100.00	-100.0 %	0.00	500.00	-500.00	-100.0 %
6000 Total PAYROLL & EMPLOYEE BENEFITS	10,341.50	12,304.34	-1,962.84	-16.0 %	42,347.49	61,521.70	-19,174.21	-31.2 %
<b>TOTAL EXPENSE</b>	<b>14,504.82</b>	<b>16,066.84</b>	<b>-1,562.02</b>	<b>-9.7 %</b>	<b>61,400.24</b>	<b>80,334.32</b>	<b>-18,934.08</b>	<b>-23.6 %</b>
<b>NET INCOME</b>	<b>30,053.48</b>	<b>9,008.18</b>	<b>21,045.30</b>	<b>233.6 %</b>	<b>103,398.51</b>	<b>45,040.86</b>	<b>58,357.65</b>	<b>129.6 %</b>
<b>NET INCOME SUMMARY</b>								
Income	44,558.30	25,075.02	19,483.28	77.7 %	164,798.75	125,375.18	39,423.57	31.4 %
Expense	-14,504.82	-16,066.84	1,562.02	9.7 %	-61,400.24	-80,334.32	18,934.08	23.6 %
Other Income & Expense	0.00	0.00	0.00		0.00	0.00	0.00	
<b>NET INCOME</b>	<b>30,053.48</b>	<b>9,008.18</b>	<b>21,045.30</b>	<b>233.6 %</b>	<b>103,398.51</b>	<b>45,040.86</b>	<b>58,357.65</b>	<b>129.6 %</b>

# Profit & Loss 12 Month Recap

Property: King City Pro Shop

Monthly recap 01/01/23 - 05/31/23 (cash basis)

	JAN 23	FEB 23	MAR 23	APR 23	MAY 23	TOTAL
<b>INCOME</b>						
4000 Income						
4103 Annual Unlimited Golf Pass	27,080.00	630.00	1,230.00	1,200.00	0.00	30,140.00
4104 Winter Golf Pass	75.00	0.00	0.00	0.00	0.00	75.00
4105 Season Golf Pass	7,650.00	7,140.00	17,820.00	6,196.00	6,914.00	45,720.00
4106 Annual Cart Registration	2,920.00	360.00	600.00	720.00	395.00	4,995.00
4107 Golf Club Storage	450.00	90.00	0.00	0.00	180.00	720.00
4108 Daily Green Fees	5,508.00	5,709.00	9,674.00	15,736.00	27,912.00	64,539.00
4110 Sales- Food	84.50	133.00	258.00	495.50	769.50	1,740.50
4111 Sales- Beer & Wine	233.00	292.00	655.00	649.50	1,630.00	3,459.50
4112 Sales- Merchandise	375.00	159.95	289.50	740.00	1,137.80	2,702.25
4113 Youth Golf Pass	115.00	115.00	230.00	230.00	115.00	805.00
4114 Daily Trail Pass	110.00	210.00	140.00	30.00	80.00	570.00
4115 Golf Repair Income	0.00	0.00	47.00	6.00	2.00	55.00
4116 Power Cart Rentals	105.00	267.50	740.00	1,910.00	4,370.50	7,393.00
4117 Golf Clubs & Pull Cart Rentals	80.00	120.00	317.00	315.00	1,052.50	1,884.50
4000 Total Income	44,785.50	15,226.45	32,000.50	28,228.00	44,558.30	164,798.75
<b>TOTAL INCOME</b>	<b>44,785.50</b>	<b>15,226.45</b>	<b>32,000.50</b>	<b>28,228.00</b>	<b>44,558.30</b>	<b>164,798.75</b>
<b>EXPENSE</b>						
5000 Maintenance and Repair Services						
5187 Supplies- Pro Shop	0.00	0.00	225.00	0.00	23.96	248.96
5000 Total Maintenance and Repair Serv	0.00	0.00	225.00	0.00	23.96	248.96
5300 UTILITY						
5310 Utility- Water- Pro Shop	200.47	218.59	209.53	236.71	254.83	1,120.13
5311 Utility- Electricity- Pro Shop	0.00	635.60	1,043.44	515.07	0.00	2,194.11
5312 Utility- Garbage & Recycling- Pro Sh	88.36	77.12	77.12	77.12	77.12	396.84
5300 Total UTILITY	288.83	931.31	1,330.09	828.90	331.95	3,711.08
5400 ADMIN SERVICES						
5403 Advertising & Promotion- Pro Shop	0.00	150.00	0.00	0.00	529.00	679.00
5411 Advertising & Promotion Operations	0.00	0.00	0.00	438.00	0.00	438.00
5423 Office Supplies- Pro Shop	0.00	85.27	162.88	-85.27	61.26	224.14
5455 Licenses/Annual Reports- Pro Shop	0.00	36.55	0.00	560.00	0.00	596.55
5400 Total ADMIN SERVICES	0.00	271.82	162.88	912.73	590.26	1,937.69
5550 COST OF GOODS SOLD						
5551 Cost of Goods Sold- Beer & Wine	232.25	0.00	413.28	236.49	618.21	1,500.23
5552 Cost of Goods Sold- Food	96.64	0.00	272.67	519.72	152.00	1,041.03
5553 Cost of Goods Sold- Merchandise	0.00	1,062.52	850.31	688.29	740.60	3,341.72

	<b>JAN 23</b>	<b>FEB 23</b>	<b>MAR 23</b>	<b>APR 23</b>	<b>MAY 23</b>	<b>TOTAL</b>
5554 Cost of Goods Sold- Merchant Fees	719.46	761.82	410.51	734.97	666.42	3,293.18
5560 Golf Pass Refunds	630.00	0.00	0.00	0.00	720.00	1,350.00
<b>5550 Total COST OF GOODS SOLD</b>	<b>1,678.35</b>	<b>1,824.34</b>	<b>1,946.77</b>	<b>2,179.47</b>	<b>2,897.23</b>	<b>10,526.16</b>
<b>5600 REC FACILITIES</b>						
5601 Heat & A/C	0.00	0.00	0.00	1,669.10	0.00	1,669.10
5616 Golf Cart Maintenance	0.00	639.84	0.00	0.00	319.92	959.76
<b>5600 Total REC FACILITIES</b>	<b>0.00</b>	<b>639.84</b>	<b>0.00</b>	<b>1,669.10</b>	<b>319.92</b>	<b>2,628.86</b>
<b>6000 PAYROLL &amp; EMPLOYEE BENEFITS</b>						
6008 Wages- Pro Shop	6,147.41	7,126.64	6,964.41	7,615.19	9,030.03	36,883.68
6009 Employee Benefits- Pro Shop	173.00	251.20	315.68	147.62	276.58	1,164.08
6010 Employer Taxes- Pro Shop	751.23	838.88	798.97	875.76	1,034.89	4,299.73
<b>6000 Total PAYROLL &amp; EMPLOYEE BEN</b>	<b>7,071.64</b>	<b>8,216.72</b>	<b>8,079.06</b>	<b>8,638.57</b>	<b>10,341.50</b>	<b>42,347.49</b>
<b>TOTAL EXPENSE</b>	<b>9,038.82</b>	<b>11,884.03</b>	<b>11,743.80</b>	<b>14,228.77</b>	<b>14,504.82</b>	<b>61,400.24</b>
<b>NET INCOME</b>	<b>35,746.68</b>	<b>3,342.42</b>	<b>20,256.70</b>	<b>13,999.23</b>	<b>30,053.48</b>	<b>103,398.51</b>

**NET INCOME SUMMARY**

	JAN 23	FEB 23	MAR 23	APR 23	MAY 23	TOTAL
Income	44,785.50	15,226.45	32,000.50	28,228.00	44,558.30	164,798.75
Expense	-9,038.82	-11,884.03	-11,743.80	-14,228.77	-14,504.82	-61,400.24
<b>NET INCOME</b>	<b>35,746.68</b>	<b>3,342.42</b>	<b>20,256.70</b>	<b>13,999.23</b>	<b>30,053.48</b>	<b>103,398.51</b>

