

King City Civic Association
Summary
(Modified Cash Basis)
May 2022

		Operating Fund	Replacement Reserve Fund	Golf Course	Pro Shop	Total Fund Balances
Beginning Equity		1,757,095.31	(366,441.65)	629,689.75	329,343.50	2,349,686.91
Operating Investment Fund		45,000.00				45,000.00
Aquatic Center Settlement			15,000.74			15,000.74
		<u>1,802,095.31</u>	<u>(351,440.91)</u>	<u>629,689.75</u>	<u>329,343.50</u>	<u>2,409,687.65</u>
Income		982,593.25	248,628.33		141,724.95	1,372,946.53
Expenses	***	<u>(340,413.51)</u>	<u>(99,797.66)</u>	<u>(114,727.33)</u>	<u>(50,600.20)</u>	<u>(605,538.70)</u>
Net income		642,179.74	148,830.67	(114,727.33)	91,124.75	767,407.83
Ending Equity		<u>2,444,275.05</u>	<u>(202,610.24)</u>	<u>514,962.42</u>	<u>420,468.25</u>	<u>3,177,095.48</u>
Cash in NW Bank Operating	1010	75,831.54				75,831.54
Cash in NW Bank Debit Card	1015	3,071.21				3,071.21
Cash in Columbia Bank Operating (Petty Cash)	1016	2,995.82				2,995.82
Cash in Pety Cash	1018	500.00				500.00
Cash in DDM Op Sweep	1019	642,816.58				642,816.58
Cash in NW Bank MM Reserves	1011		162,259.89			162,259.89
Cash in NW Bank Replacement Reserves	1020		-			-
Cash in NW Bank DDM Sweep	1022		774,170.86			774,170.86
Cash in NW Bank Ln DDM Reserve	1023		-			-
Cash in NW Bank Loan Payment Reserve	1024		102,698.76			102,698.76
Cash in US Bank- Pro Shop	1014				58,362.54	58,362.54
Cash in CB MM- Pro Shop	1017				112,201.29	112,201.29
Undeposited funds	12000					-
Pass through	12001	306.16			414.56	720.72
Land & Improvements	1500	212,264.56				212,264.56
Buildings	1501	1,182,505.45				1,182,505.45
Irrigation	1502	501,703.25				501,703.25
Software Owned	1503	5,023.50				5,023.50
Furniture & Fixtures	1504	92,303.70				92,303.70
Office Furniture & Equipment	1505	31,768.38				31,768.38
Aquatic Center	1509	1,867,877.42				1,867,877.42
Accumulated Depreciation	1510	(2,184,355.85)				(2,184,355.85)
Golf Machinery & Equipment	1506			629,624.56		629,624.56
Accounts Payable	2000					-
Notes Payable	2100		(1,088,047.54)			(1,088,047.54)
Capital Lease Liability	2110	(4,223.38)				(4,223.38)
Capital Lease Liability- Golf Course	2111					-
Donations- Liability- Pool	2120	(1,215.88)				(1,215.88)
Donations- Liability- Golf Course	2121			(1,310.00)		(1,310.00)
Donations Liability- Library	2122	(1,634.70)				(1,634.70)
Donations Liability- Hello Neighbors	2123	(213.23)				(213.23)
Prepaid Assessments	2210	(603.97)				(603.97)
Deferred Revenue- 2022 Golf Passes	2250					-
		<u>2,426,720.56</u>	<u>(48,918.03)</u>	<u>628,314.56</u>	<u>170,978.39</u>	<u>3,177,095.48</u>
Interfund Due	**	<u>17,554.49</u>	<u>(153,692.21)</u>	<u>(113,352.14)</u>	<u>249,489.86</u>	<u>-</u>
Amounts due from Quickbooks- when does this transfer?	**	118,777.79	(118,777.79)			
Golf Expenses paid by Operating YTD	**	114,727.33		(114,727.33)		
Pro Shop Transfer to Operating less expenses	**	(249,489.86)			249,489.86	
Reserve expense paid by Operating 2021- Transfer ASAP	**	13,131.32	(13,131.32)			
Reserve expense paid by Operating YTD- Transfer ASAP	**	20,407.91	(20,407.91)			
Reserve expenses reclassified from Golf expenses- 2021	**		(1,375.19)	1,375.19		
		<u>17,554.49</u>	<u>(153,692.21)</u>	<u>(113,352.14)</u>	<u>249,489.86</u>	<u>-</u>

Note: Reserve account negative balance will have an automatic transfer from Sweep when check clears.

Balance Sheet

Properties: King City Civic Association, King City Golf Course, King City Pro Shop
As of 05/31/22 (cash basis)

ASSETS

Bank		
1010 Cash in NW Bank Operating		75,831.54
1014 Cash in US Bank Op		58,362.54
1015 Cash in NW Bank Debit Card		3,071.21
1016 Cash in Columbia Bank Operating		2,995.82
1017 Cash in Columbia Bank MM Operating		112,201.29
1018 Petty Cash		500.00
1019 Cash in NW Bank DDM Op Checking Sweep		642,816.58
Total Bank		<u>895,778.98</u>
Other Current Asset		
12001 Pass-through		306.16
12002 Pass through- CB & US Bank		414.56
Total Other Current Asset		<u>720.72</u>
Fixed Asset		
1500 Land & Improvements		212,264.56
1501 Buildings		1,182,505.45
1502 Irrigation		501,703.25
1503 Software Owned		5,023.50
1504 Furniture & Fixtures		92,303.70
1505 Office Furniture & Equipment		31,768.38
1506 Golf Machinery/Equipment		629,624.56
1509 Aquatic Center		1,867,877.42
1510 Accumulated Depreciation		-2,184,355.85
Total Fixed Asset		<u>2,338,714.97</u>
Other Asset		
1600 Interfund		153,692.21
Total Other Asset		<u>153,692.21</u>
TOTAL ASSETS		<u><u>3,388,906.88</u></u>

LIABILITIES & EQUITY

Liabilities

Other Current Liability		
2110 Capital Lease Liability		4,223.38
2120 Donations- Pools		1,215.88
2121 Donations- Golf Course		1,310.00
2122 Donations- Library		1,634.70
2123 Donations- Hello Neighbors		213.23
2210 Prepaid Assessments		603.97
Total Other Current Liability		<u>9,201.16</u>
Total Liabilities		9,201.16

Equity

3001 Operating Fund Balance Prior Year		1,757,095.31
3005 Operating Investment Fund		45,000.00
3007 Golf Course Fund Balance Prior Year		629,689.75

3008 Pro Shop Fund Balance Prior Year	329,343.50
3101 Current Year Income	<u>618,577.16</u>
Total Equity	<u>3,379,705.72</u>
TOTAL LIABILITIES & EQUITY	<u><u>3,388,906.88</u></u>

Budget Comparison

Properties: King City Civic Association, King City Golf Course, King City Pro Shop
 Comparison Periods: 05/01/22 - 05/31/22 and 01/01/21 - 05/31/22 (cash basis)

	Actual 05/01/22 - 05/31/22	Budget 05/22 - 05/22	\$ Change	% Change	Actual 01/01/21 - 05/31/22	Budget 01/21 - 05/22	\$ Change	% Change
INCOME								
4000 Income								
4001 Regular Assessments	21,911.11	0.00	21,911.11		1,959,434.53	2,188,475.00	-229,040.47	-10.5 %
4100 Interest Revenue	73.33	0.00	73.33		257.11	700.00	-442.89	-63.3 %
4102 Convenience Fees	0.00	8.33	-8.33	-100.0 %	919.00	1,241.69	-322.69	-26.0 %
4103 Annual Unlimited Golf Pass	425.00	1,791.67	-1,366.67	-76.3 %	54,120.00	30,458.35	23,661.65	77.7 %
4104 Winter Golf Pass	0.00	125.00	-125.00	-100.0 %	1,793.00	1,875.00	-82.00	-4.4 %
4105 Season Golf Pass	2,725.00	4,000.00	-1,275.00	-31.9 %	89,992.00	68,800.00	21,192.00	30.8 %
4106 Trail Pass- Cart Registration	410.00	261.67	148.33	56.7 %	7,782.00	1,308.35	6,473.65	494.8 %
4107 Golf Club Storage	0.00	70.42	-70.42	-100.0 %	775.00	592.10	182.90	30.9 %
4108 Daily Green Fees	15,446.00	12,500.00	2,946.00	23.6 %	226,773.30	202,500.00	24,273.30	12.0 %
4109 Facility Rental	237.50	208.33	29.17	14.0 %	4,262.50	3,541.69	720.81	20.4 %
4110 Sales- Food	233.00	558.33	-325.33	-58.3 %	3,328.50	9,491.69	-6,163.19	-64.9 %
4111 Sales- Beer & Wine	297.00	500.00	-203.00	-40.6 %	4,344.00	8,000.00	-3,656.00	-45.7 %
4112 Sales- Merchandise	721.50	500.00	221.50	44.3 %	9,335.90	7,500.00	1,835.90	24.5 %
4113 Youth Golf Pass	0.00	62.50	-62.50	-100.0 %	1,315.00	1,062.50	252.50	23.8 %
4114 Monthly Golf Pass	0.00	0.00	0.00		0.00	1,250.00	-1,250.00	-100.0 %
4115 Golf Repair Income	0.00	8.33	-8.33	-100.0 %	77.50	166.69	-89.19	-53.5 %
4116 Power Cart Rentals	2,006.00	1,943.33	62.67	3.2 %	38,493.50	32,716.69	5,776.81	17.7 %
4501 Late Charges	1,025.00	250.00	775.00	310.0 %	5,372.00	3,050.00	2,322.00	76.1 %
4506 Bank Returned Items	50.00	0.00	50.00		50.00	0.00	50.00	
4511 Keys and Fobs	206.00	83.33	122.67	147.2 %	3,119.50	1,416.69	1,702.81	120.2 %
4601 Other Fees	0.00	0.00	0.00		566.00	2,000.00	-1,434.00	-71.7 %
4603 Tax Refund	0.00	0.00	0.00		146.00	0.00	146.00	
4000 Total Income	45,766.44	22,871.24	22,895.20	100.1 %	2,412,256.34	2,566,146.44	-153,890.10	-6.0 %
4900 Reserve Income								
4901 Reserve Assessments	0.00	0.00	0.00		-34,549.00	-104,858.92	70,309.92	67.1 %
4900 Total Reserve Income	0.00	0.00	0.00		-34,549.00	-104,858.92	70,309.92	67.1 %
TOTAL INCOME	45,766.44	22,871.24	22,895.20	100.1 %	2,377,707.34	2,461,287.52	-83,580.18	-3.4 %
EXPENSE								
5000 Maintenance and Repair Services								
5001 General Maintenance/Repair	0.00	41.67	-41.67	-100.0 %	711.29	708.35	2.94	0.4 %
5006 Tool & Small Equipment	0.00	125.00	-125.00	-100.0 %	1,079.05	1,625.00	-545.95	-33.6 %
5007 Equipment Parts- Golf Course	219.29	1,125.00	-905.71	-80.5 %	24,891.67	15,625.00	9,266.67	59.3 %
5008 Janitorial Services	208.47	333.33	-124.86	-37.5 %	4,094.97	1,666.69	2,428.28	145.7 %
5010 Janitorial Supplies	269.39	1,015.67	-746.28	-73.5 %	10,257.87	5,078.35	5,179.52	102.0 %
5011 Gas & Oil	1,433.50	1,100.00	333.50	30.3 %	12,001.22	14,000.00	-1,998.78	-14.3 %

	Actual 05/01/22 - 05/31/22	Budget 05/22 - 05/22	\$ Change	% Change	Actual 01/01/21 - 05/31/22	Budget 01/21 - 05/22	\$ Change	% Change
5043 Doors and Locks	0.00	0.00	0.00		121.00	0.00	121.00	
5069 Fire/Safety Systems	0.00	0.00	0.00		835.10	0.00	835.10	
5162 Security/Monitoring	25.00	166.67	-141.67	-85.0 %	1,725.00	3,833.35	-2,108.35	-55.0 %
5163 Security/Monitoring- Pro Shop	0.00	80.83	-80.83	-100.0 %	1,038.78	1,554.19	-515.41	-33.2 %
5164 Alarm Monitoring- Golf Course	0.00	50.00	-50.00	-100.0 %	241.45	250.00	-8.55	-3.4 %
5186 Supplies- Operating	0.00	0.00	0.00		531.10	0.00	531.10	
5187 Supplies- Pro Shop	0.00	72.50	-72.50	-100.0 %	438.74	2,862.50	-2,423.76	-84.7 %
5188 Supplies- Golf Course	672.98	500.00	172.98	34.6 %	4,124.34	8,500.00	-4,375.66	-51.5 %
5000 Total Maintenance and Repair Serv	2,828.63	4,610.67	-1,782.04	-38.7 %	62,091.58	55,703.43	6,388.15	11.5 %
5200 LANDSCAPING								
5201 Landscape Contract Services	1,499.62	416.67	1,082.95	259.9 %	6,575.59	7,083.35	-507.76	-7.2 %
5202 Earth Materials	0.00	750.00	-750.00	-100.0 %	6,034.79	13,250.00	-7,215.21	-54.5 %
5203 Annuals/Flowers/Plant Replacemer	0.00	0.00	0.00		654.10	0.00	654.10	
5204 Tree Replacement/Pruning	0.00	833.33	-833.33	-100.0 %	12,498.80	12,166.69	332.11	2.7 %
5206 Drainage	0.00	41.67	-41.67	-100.0 %	0.00	708.35	-708.35	-100.0 %
5208 Pest/Disease Control	0.00	0.00	0.00		373.00	0.00	373.00	
5209 Irrigation Repairs	0.00	208.33	-208.33	-100.0 %	185.11	3,541.69	-3,356.58	-94.8 %
5214 Fertilizer	95.20	1,250.00	-1,154.80	-92.4 %	21,337.89	21,250.00	87.89	0.4 %
5215 Chemicals- Golf Course	0.00	1,583.33	-1,583.33	-100.0 %	2,904.17	27,916.69	-25,012.52	-89.6 %
5200 Total LANDSCAPING	1,594.82	5,083.33	-3,488.51	-68.6 %	50,563.45	85,916.77	-35,353.32	-41.1 %
5300 UTILITY								
5301 Utility - Water	415.42	1,250.00	-834.58	-66.8 %	11,433.93	18,250.00	-6,816.07	-37.3 %
5302 Utility - Sewer	2,128.62	1,083.33	1,045.29	96.5 %	16,299.06	33,046.69	-16,747.63	-50.7 %
5303 Utility - Electricity	3,339.82	629.17	2,710.65	430.8 %	17,017.87	36,245.85	-19,227.98	-53.0 %
5304 Utility - Natural Gas	1,952.85	375.00	1,577.85	420.8 %	11,549.75	20,875.00	-9,325.25	-44.7 %
5305 Utility - Garbage and Recycling	147.56	500.00	-352.44	-70.5 %	6,182.15	3,374.00	2,808.15	83.2 %
5306 Utility - Telephone	1,433.67	1,666.67	-233.00	-14.0 %	26,487.55	28,333.35	-1,845.80	-6.5 %
5308 Utility - Cable Television	4.22	2.00	2.22	111.0 %	14.75	10.00	4.75	47.5 %
5309 Utility - Internet Services	199.95	208.33	-8.38	-4.0 %	3,238.37	1,041.69	2,196.68	210.9 %
5310 Utility- Water- Pro Shop	214.42	525.00	-310.58	-59.2 %	6,853.66	7,825.00	-971.34	-12.4 %
5311 Utility- Electricity- Pro Shop	904.26	475.00	429.26	90.4 %	8,293.50	5,375.00	2,918.50	54.3 %
5312 Utility- Garbage & Recycling- Pro S	73.78	70.83	2.95	4.2 %	1,189.70	854.19	335.51	39.3 %
5313 Utility- Water- Golf Course	77.93	116.67	-38.74	-33.2 %	1,400.05	7,983.35	-6,583.30	-82.5 %
5314 Utility- Electricity- Golf Course	1,569.98	1,375.00	194.98	14.2 %	19,647.93	21,875.00	-2,227.07	-10.2 %
5315 Utility- Garbage & Recycling- Golf	235.05	166.67	68.38	41.0 %	3,679.15	7,433.35	-3,754.20	-50.5 %
5318 Utility- Sewer- Golf Course	393.90	166.67	227.23	136.3 %	3,464.30	2,833.35	630.95	22.3 %
5319 Utility- Water- Pool	120.12	641.67	-521.55	-81.3 %	10,622.77	3,208.35	7,414.42	231.1 %
5321 Utility- Electricity- Pool	1,222.36	1,166.67	55.69	4.8 %	20,710.37	5,833.35	14,877.02	255.0 %
5324 Utility- Natrual Gas- Pro Shop	0.00	625.00	-625.00	-100.0 %	6,078.31	3,125.00	2,953.31	94.5 %
5330 Utility- Effluent Water	0.00	1,666.67	-1,666.67	-100.0 %	19,526.47	8,333.35	11,193.12	134.3 %
5322 Utility- Natural Gas- Pool	0.00	0.00	0.00		6,386.23	0.00	6,386.23	
5300 Total UTILITY	14,433.91	12,710.35	1,723.56	13.6 %	200,075.87	215,855.87	-15,780.00	-7.3 %

5400 ADMIN SERVICES

	Actual 05/01/22 - 05/31/22	Budget 05/22 - 05/22	\$ Change	% Change	Actual 01/01/21 - 05/31/22	Budget 01/21 - 05/22	\$ Change	% Change
5401 Management Services - Contract	4,700.00	4,700.00	0.00	0.0 %	65,800.00	23,500.00	42,300.00	180.0 %
5402 Management Services - Extra	0.00	0.00	0.00		4,607.18	0.00	4,607.18	
5403 Advertising & Promotion- Pro Shop	0.00	225.00	-225.00	-100.0 %	0.00	3,625.00	-3,625.00	-100.0 %
5405 Merchant Fees- Pro Shop	628.49	0.00	628.49		3,221.56	0.00	3,221.56	
5406 Miscellaneous Administrative Expense	0.00	0.00	0.00		99.62	1,500.00	-1,400.38	-93.4 %
5407 Dues/Memberships/Subscriptions	980.69	666.67	314.02	47.1 %	12,124.34	6,833.35	5,290.99	77.4 %
5410 Office Supplies/Printing/Postage	468.38	583.33	-114.95	-19.7 %	13,379.14	12,916.69	462.45	3.6 %
5411 Advertising & Promotion Operations	0.00	0.00	0.00		1,071.49	1,000.00	71.49	7.1 %
5413 Mileage- Training/CE/Meetings	0.00	250.00	-250.00	-100.0 %	4,345.76	4,250.00	95.76	2.3 %
5415 Delivery & Newspaper Distribution	1,625.00	333.33	1,291.67	387.5 %	4,375.00	5,166.69	-791.69	-15.3 %
5419 Member Services	0.00	500.00	-500.00	-100.0 %	8,551.82	10,500.00	-1,948.18	-18.6 %
5420 Musicals- Monthly	0.00	125.00	-125.00	-100.0 %	0.00	625.00	-625.00	-100.0 %
5421 Hello Neighbors	14.99	83.33	-68.34	-82.0 %	654.81	416.69	238.12	57.1 %
5422 Reserve Study Preparation/Update	0.00	666.67	-666.67	-100.0 %	0.00	3,333.35	-3,333.35	-100.0 %
5423 Office Supplies- Pro Shop	0.00	25.00	-25.00	-100.0 %	549.82	125.00	424.82	339.9 %
5430 Website Expenses	487.50	452.50	35.00	7.7 %	11,427.83	8,262.50	3,165.33	38.3 %
5431 Library Expenses	29.98	291.67	-261.69	-89.7 %	4,468.22	4,958.35	-490.13	-9.9 %
5438 Legal/Collection Expenses	4,076.00	2,625.00	1,451.00	55.3 %	52,292.52	58,125.00	-5,832.48	-10.0 %
5440 Legal- Pool Litigation	16,379.12	4,875.00	11,504.12	236.0 %	106,526.67	24,375.00	82,151.67	337.0 %
5446 Accounting/Tax Returns/Reviews	0.00	1,250.00	-1,250.00	-100.0 %	19,765.50	20,250.00	-484.50	-2.4 %
5450 Tax Expense	150.00	533.33	-383.33	-71.9 %	6,724.39	2,666.69	4,057.70	152.2 %
5454 Licenses/Annual Reports- Operations	50.00	133.33	-83.33	-62.5 %	3,178.00	10,666.69	-7,488.69	-70.2 %
5455 Licenses/Annual Reports- Pro Shop	0.00	100.00	-100.00	-100.0 %	876.00	1,500.00	-624.00	-41.6 %
5458 Insurance	15,816.67	4,916.67	10,900.00	221.7 %	79,159.92	77,583.35	1,576.57	2.0 %
5459 Auto Insurance	195.75	233.33	-37.58	-16.1 %	3,466.71	4,166.69	-699.98	-16.8 %
5470 Committee Expenses	0.00	0.00	0.00		185.00	0.00	185.00	
5478 Bank Charges	0.00	32.50	-32.50	-100.0 %	1,486.83	162.50	1,324.33	815.0 %
5479 Merchant Fees	94.94	8.33	86.61	1,039.7 %	10,133.34	3,041.69	7,091.65	233.1 %
5481 Cost of Goods Merchant Fee	0.00	591.67	-591.67	-100.0 %	0.00	2,958.35	-2,958.35	-100.0 %
5493 Gifts	0.00	41.67	-41.67	-100.0 %	0.00	708.35	-708.35	-100.0 %
5498 Cash Over/Short- Operations	0.00	4.17	-4.17	-100.0 %	3.00	70.85	-67.85	-95.8 %
5499 Cash Over/Short- Pro Shop	0.00	8.33	-8.33	-100.0 %	0.00	141.69	-141.69	-100.0 %
5400 Total ADMIN SERVICES	45,697.51	24,255.83	21,441.68	88.4 %	418,474.47	293,429.47	125,045.00	42.6 %
5490 EQUIPMENT LEASES & RENTALS								
5491 Equipment Leases	284.00	333.33	-49.33	-14.8 %	6,948.63	5,666.69	1,281.94	22.6 %
5492 Equipment Rentals	0.00	0.00	0.00		2,481.00	2,500.00	-19.00	-0.8 %
5490 Total EQUIPMENT LEASES & RENTALS	284.00	333.33	-49.33	-14.8 %	9,429.63	8,166.69	1,262.94	15.5 %
5500 Miscellaneous Charges								
5501 Late Charges	640.00	0.00	640.00		3,475.00	0.00	3,475.00	
5502 Invoiced Statement Charges	24.71	0.00	24.71		24.71	0.00	24.71	
5506 NSF Charge	0.00	0.00	0.00		35.00	0.00	35.00	
5508 Keys and Fobs	35.00	0.00	35.00		251.00	1,500.00	-1,249.00	-83.3 %
5520 Refunds- Assessment	1,341.39	125.00	1,216.39	973.1 %	9,090.43	625.00	8,465.43	1,354.5 %

	Actual 05/01/22 - 05/31/22	Budget 05/22 - 05/22	\$ Change	% Change	Actual 01/01/21 - 05/31/22	Budget 01/21 - 05/22	\$ Change	% Change
5500 Total Miscellaneous Charges	2,041.10	125.00	1,916.10	1,532.9 %	12,876.14	2,125.00	10,751.14	505.9 %
5550 COST OF GOODS SOLD								
5551 Cost of Goods Sold- Beer & Wine	0.00	333.33	-333.33	-100.0 %	1,413.06	4,366.69	-2,953.63	-67.6 %
5552 Cost of Goods Sold- Food	123.05	375.00	-251.95	-67.2 %	1,513.69	5,375.00	-3,861.31	-71.8 %
5553 Cost of Goods Sold- Merchandise	0.00	333.33	-333.33	-100.0 %	5,595.46	5,666.69	-71.23	-1.3 %
5554 Cost of Goods Sold- Merchant Fee:	0.00	0.00	0.00		0.00	7,100.00	-7,100.00	-100.0 %
5560 Golf Pass Refunds	0.00	58.33	-58.33	-100.0 %	0.00	291.69	-291.69	-100.0 %
5550 Total COST OF GOODS SOLD	123.05	1,099.99	-976.94	-88.8 %	8,522.21	22,800.07	-14,277.86	-62.6 %
5600 REC FACILITIES								
5510 Facilities Rental Refund	50.00	0.00	50.00		75.00	0.00	75.00	
5601 Heat & A/C	0.00	541.67	-541.67	-100.0 %	1,281.93	9,208.35	-7,926.42	-86.1 %
5602 Roof Maintenance	0.00	291.67	-291.67	-100.0 %	1,455.00	5,958.35	-4,503.35	-75.6 %
5603 Contractors	4,995.00	916.67	4,078.33	444.9 %	45,942.76	16,583.35	29,359.41	177.0 %
5604 Facility Supplies	145.50	208.33	-62.83	-30.2 %	4,057.00	4,041.69	15.31	0.4 %
5605 Swimming Pool Services	1,473.40	233.33	1,240.07	531.5 %	1,473.40	3,966.69	-2,493.29	-62.9 %
5606 Swimming Pool Parts & Supplies	1,016.35	666.67	349.68	52.5 %	9,956.28	13,333.35	-3,377.07	-25.3 %
5607 Swimming Pool Repairs	0.00	0.00	0.00		8,824.00	0.00	8,824.00	
5610 Swimming Pool Cleaning Services	0.00	625.00	-625.00	-100.0 %	0.00	18,125.00	-18,125.00	-100.0 %
5611 Janitorial Services	284.95	333.33	-48.38	-14.5 %	1,681.74	14,666.69	-12,984.95	-88.5 %
5613 Swimming Pool Monitoring	306.00	320.00	-14.00	-4.4 %	5,202.00	5,600.00	-398.00	-7.1 %
5616 Golf Cart Maintenance	319.92	250.00	69.92	28.0 %	319.92	2,750.00	-2,430.08	-88.4 %
5600 Total REC FACILITIES	8,591.12	4,386.67	4,204.45	95.8 %	80,269.03	94,233.47	-13,964.44	-14.8 %
6000 PAYROLL & EMPLOYEE BENEFITS								
6001 Employee Benefits	975.36	2,438.33	-1,462.97	-60.0 %	26,503.54	12,191.69	14,311.85	117.4 %
6002 Wages	8,294.56	23,015.83	-14,721.27	-64.0 %	216,741.98	471,942.19	-255,200.21	-54.1 %
6003 Wages- Temp	9,365.42	0.00	9,365.42		132,336.07	0.00	132,336.07	
6004 Employer Taxes	940.91	2,382.17	-1,441.26	-60.5 %	18,926.60	11,910.85	7,015.75	58.9 %
6005 Workers Comp	0.00	0.00	0.00		2,794.52	0.00	2,794.52	
6006 Payroll Fees	302.34	258.33	44.01	17.0 %	5,175.36	1,291.69	3,883.67	300.7 %
6007 Payroll- SAIF	0.00	0.00	0.00		2,745.46	0.00	2,745.46	
6008 Wages- Pro Shop	6,143.07	7,903.08	-1,760.01	-22.3 %	98,334.13	169,912.44	-71,578.31	-42.1 %
6009 Employee Benefits- Pro Shop	251.20	1,027.42	-776.22	-75.6 %	3,438.80	5,137.10	-1,698.30	-33.1 %
6010 Employer Taxes- Pro Shop	712.51	818.00	-105.49	-12.9 %	12,400.64	4,090.00	8,310.64	203.2 %
6011 Workers Comp- Pro Shop	0.00	0.00	0.00		82.35	0.00	82.35	
6012 Wages- Golf Course	11,569.66	18,381.00	-6,811.34	-37.1 %	163,829.46	330,682.00	-166,852.54	-50.5 %
6013 Employee Benefits- Golf Course	2,148.91	2,389.50	-240.59	-10.1 %	31,305.01	11,947.50	19,357.51	162.0 %
6014 Employer Taxes- Golf Course	1,295.24	1,902.42	-607.18	-31.9 %	17,907.04	9,512.10	8,394.94	88.3 %
6015 Workers Comp- Golf Course	0.00	0.00	0.00		207.16	0.00	207.16	
6016 Wages- Temp- Pro Shop	0.00	0.00	0.00		11,286.00	0.00	11,286.00	
6017 Wages- Temp- Operating	0.00	0.00	0.00		18,070.13	0.00	18,070.13	
6000 Total PAYROLL & EMPLOYEE BENEFITS	41,999.18	60,516.08	-18,516.90	-30.6 %	762,084.25	1,028,617.56	-266,533.31	-25.9 %
6050 Contingency Operations	0.00	166.67	-166.67	-100.0 %	185.00	1,833.35	-1,648.35	-89.9 %

	Actual 05/01/22 - 05/31/22	Budget 05/22 - 05/22	\$ Change	% Change	Actual 01/01/21 - 05/31/22	Budget 01/21 - 05/22	\$ Change	% Change
6051 Coningecny- Pool	0.00	166.67	-166.67	-100.0 %	0.00	12,833.35	-12,833.35	-100.0 %
6052 Contingency- Pro Shop	0.00	166.67	-166.67	-100.0 %	0.00	1,333.35	-1,333.35	-100.0 %
6053 Contingency- Golf Course	0.00	166.67	-166.67	-100.0 %	0.00	2,333.35	-2,333.35	-100.0 %
TOTAL EXPENSE	117,593.32	113,787.93	3,805.39	3.3 %	1,604,571.63	1,825,181.73	-220,610.10	-12.1 %
NET INCOME	-71,826.88	-90,916.69	19,089.81	21.0 %	773,135.71	636,105.79	137,029.92	21.5 %
NET INCOME SUMMARY								
Income	45,766.44	22,871.24	22,895.20	100.1 %	2,377,707.34	2,461,287.52	-83,580.18	-3.4 %
Expense	-117,593.32	-113,787.93	-3,805.39	3.3 %	-1,604,571.63	-1,825,181.73	220,610.10	12.1 %
Other Income & Expense	0.00	0.00	0.00		0.00	0.00	0.00	
NET INCOME	-71,826.88	-90,916.69	19,089.81	21.0 %	773,135.71	636,105.79	137,029.92	21.5 %

Profit & Loss 12 Month Recap

Properties: King City Civic Association, King City Golf Course, King City Pro Shop
 Monthly recap 01/01/21 - 05/31/22 (cash basis)

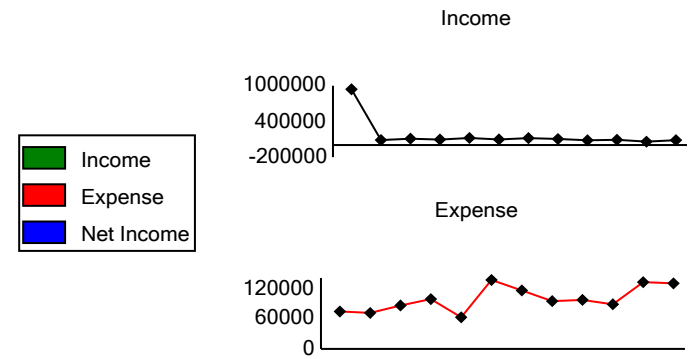
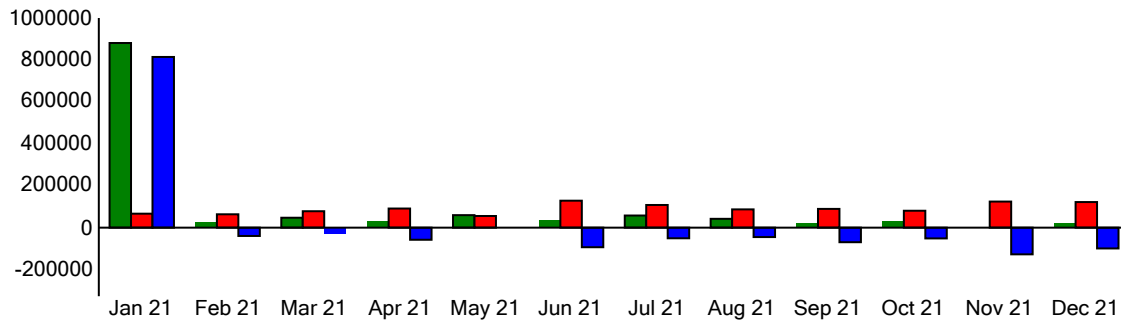
	JAN 21	FEB 21	MAR 21	APR 21	MAY 21	JUN 21	JUL 21	AUG 21	SEP 21	OCT 21	NOV 21	DEC 21	TOTAL
INCOME													
4000 Income													
4001 Regular Assessm	848,092.22	10,446.51	10,201.79	-1,216.60	9,541.78	10,456.60	21,429.60	10,876.82	11,366.91	12,146.31	-7,676.62	12,684.73	948,350.05
4100 Interest Revenue	0.00	0.00	0.00	0.00	0.00	0.00	1.84	0.00	0.00	0.00	0.00	0.00	1.84
4102 Convenience Fee	872.00	26.00	14.00	7.00	0.00	0.00	0.00	0.00	0.00	0.00	0.00	0.00	919.00
4103 Annual Unlimited	19,165.00	420.00	2,100.00	1,335.00	495.00	0.00	0.00	600.00	-495.00	0.00	0.00	3,150.00	26,770.00
4104 Winter Golf Pass	843.00	0.00	0.00	0.00	0.00	0.00	0.00	0.00	0.00	300.00	150.00	50.00	1,343.00
4105 Season Golf Pass	3,590.00	7,640.00	17,460.00	5,115.00	7,667.00	1,450.00	2,725.00	450.00	-1,430.00	0.00	500.00	1,675.00	46,842.00
4106 Trail Pass- Cart R	1,495.00	170.00	910.00	435.00	195.00	155.00	165.00	97.00	45.00	30.00	15.00	405.00	4,117.00
4107 Golf Club Storage	50.00	0.00	50.00	0.00	0.00	0.00	0.00	0.00	0.00	0.00	0.00	300.00	400.00
4108 Daily Green Fees	6,458.00	3,654.00	13,293.30	22,358.00	33,151.00	18,273.00	23,634.00	22,661.00	8,127.00	13,509.00	4,034.00	2,326.00	171,478.30
4109 Facility Rental	0.00	0.00	0.00	0.00	0.00	0.00	250.00	450.00	400.00	-225.00	0.00	900.00	1,775.00
4110 Sales- Food	24.50	33.00	118.50	207.00	363.00	327.00	489.50	432.50	118.00	212.50	49.50	14.00	2,389.00
4111 Sales- Beer & Wir	0.00	15.50	265.00	422.50	710.00	308.00	778.00	376.00	99.00	280.00	20.00	14.00	3,288.00
4112 Sales- Merchandi	249.00	237.50	486.75	875.25	1,313.65	794.25	1,127.45	736.50	139.35	465.25	90.00	440.50	6,955.45
4113 Youth Golf Pass	0.00	0.00	125.00	190.00	190.00	0.00	650.00	30.00	0.00	0.00	0.00	0.00	1,185.00
4115 Golf Repair Incorr	0.00	0.00	0.00	0.00	26.00	0.00	0.00	24.00	16.50	0.00	11.00	0.00	77.50
4116 Power Cart Renta	481.00	340.00	1,770.00	3,550.00	6,314.00	3,963.50	5,236.00	5,211.00	1,901.00	2,298.00	270.00	225.00	31,559.50
4501 Late Charges	25.00	1,475.00	800.00	297.00	-50.00	0.00	50.00	0.00	0.00	175.00	0.00	0.00	2,772.00
4511 Keys and Fobs	-11.00	0.00	0.00	0.00	0.00	-29.00	1,080.00	390.00	212.00	441.50	45.00	326.00	2,454.50
4601 Other Fees	0.00	0.00	0.00	0.00	0.00	0.00	0.00	0.00	0.00	0.00	0.00	566.00	566.00
4603 Tax Refund	0.00	0.00	0.00	0.00	0.00	0.00	146.00	0.00	0.00	0.00	0.00	0.00	146.00
4000 Other Income	0.00	0.00	0.00	0.00	21.00	0.00	0.00	-21.00	0.00	0.00	0.00	0.00	0.00
4000 Total Income	881,333.72	24,457.51	47,594.34	33,575.15	59,937.43	35,698.35	57,762.39	42,313.82	20,499.76	29,632.56	-2,492.12	23,076.23	1,253,389.14
TOTAL INCOME	881,333.72	24,457.51	47,594.34	33,575.15	59,937.43	35,698.35	57,762.39	42,313.82	20,499.76	29,632.56	-2,492.12	23,076.23	1,253,389.14
EXPENSE													
5000 Maintenance and Re													
5001 General Maintena	80.51	17.25	0.00	0.00	0.00	716.00	0.00	0.00	-716.00	0.00	0.00	0.00	97.76
5006 Tool & Small Equi	182.41	450.08	0.00	0.00	0.00	469.31	1,055.20	0.00	-1,207.41	0.00	9.99	69.48	1,029.06
5007 Equipment Parts-	1,652.03	3,423.75	4,573.80	282.54	291.02	1,949.81	196.23	913.61	1,956.45	1,957.94	244.76	1,781.00	19,222.94
5008 Janitorial Servs:	266.44	266.44	337.27	1.11	317.62	794.75	556.18	177.71	-1,077.34	280.24	427.30	502.01	2,849.73
5010 Janitorial Supplie	798.73	132.11	471.13	659.22	350.62	0.00	0.00	0.00	4,267.14	952.31	147.06	311.57	8,089.89
5011 Gas & Oil	0.00	987.46	0.00	1,047.93	0.00	1,314.54	1,203.92	1,072.04	595.21	404.77	57.36	1,039.71	7,722.94
5043 Doors and Locks	0.00	0.00	0.00	0.00	0.00	121.00	0.00	0.00	0.00	0.00	0.00	0.00	121.00
5062 Entry/Security Sys	0.00	0.00	0.00	0.00	0.00	0.00	225.00	0.00	-225.00	0.00	0.00	0.00	0.00
5069 Fire/Safety Syster	0.00	0.00	0.00	0.00	0.00	0.00	0.00	835.10	0.00	0.00	0.00	0.00	835.10
5162 Security/Monitorin	0.00	0.00	0.00	0.00	0.00	0.00	0.00	0.00	525.00	425.00	25.00	25.00	1,000.00
5163 Security/Monitorin	468.45	0.00	0.00	0.00	0.00	0.00	0.00	0.00	101.88	0.00	0.00	0.00	570.33
5164 Alarm Monitoring-	0.00	0.00	0.00	0.00	0.00	0.00	0.00	0.00	0.00	0.00	0.00	241.45	241.45

	JAN 21	FEB 21	MAR 21	APR 21	MAY 21	JUN 21	JUL 21	AUG 21	SEP 21	OCT 21	NOV 21	DEC 21	TOTAL
5186 Supplies- Operati	46.08	0.00	0.00	0.00	38.62	0.00	556.06	170.39	-739.20	130.72	92.66	0.00	295.33
5187 Supplies- Pro Shc	0.00	0.00	0.00	51.00	0.00	0.00	0.00	0.00	0.00	0.00	0.00	109.98	160.98
5188 Supplies- Golf Co	330.48	0.00	0.00	167.00	54.70	663.58	86.05	0.00	754.98	460.00	335.29	90.84	2,942.92
5000 Total Maintenance	3,825.13	5,277.09	5,382.20	2,208.80	1,052.58	6,028.99	3,878.64	3,168.85	4,235.71	4,610.98	1,339.42	4,171.04	45,179.43
5200 LANDSCAPING													
5201 Landscape Contr	921.31	2,111.57	2,394.53	408.34	0.00	0.00	0.00	0.00	-2,104.40	0.00	0.00	0.00	3,731.35
5202 Earth Materials	0.00	0.00	0.00	0.00	0.00	2,031.75	0.00	0.00	1,306.66	0.00	669.69	0.00	4,008.10
5203 Annuals/Flowers/I	0.00	0.00	0.00	0.00	238.00	0.00	0.00	0.00	0.00	416.10	0.00	0.00	654.10
5204 Tree Replacemen	0.00	0.00	2,332.00	0.00	644.32	5,732.75	598.75	662.50	-503.52	150.00	0.00	0.00	9,616.80
5208 Pest/Disease Con	0.00	0.00	0.00	0.00	0.00	373.00	0.00	0.00	0.00	0.00	0.00	0.00	373.00
5209 Irrigation Repairs	0.00	0.00	0.00	15.52	0.00	140.79	0.00	0.00	28.80	0.00	0.00	0.00	185.11
5214 Fertilizer	0.00	0.00	0.00	6,249.39	0.00	105.96	3,356.40	1,004.88	0.00	663.70	0.00	1,084.89	12,465.22
5215 Chemicals- Golf C	0.00	0.00	0.00	0.00	0.00	475.45	0.00	108.89	634.16	810.67	0.00	0.00	2,029.17
5200 Total LANDSCAP	921.31	2,111.57	4,726.53	6,673.25	882.32	8,859.70	3,955.15	1,776.27	-638.30	2,040.47	669.69	1,084.89	33,062.85
5300 UTILITY													
5301 Utility - Water	521.50	537.48	2,457.34	515.56	-633.47	4,190.82	2,816.10	-948.24	-2,968.16	2,046.09	410.96	415.31	9,361.29
5302 Utility - Sewer	0.00	0.00	0.00	0.00	3,770.64	0.00	1,885.32	0.00	2,128.62	0.00	2,128.62	0.00	9,913.20
5303 Utility - Electricity	0.00	2,548.26	2,436.70	584.57	3,726.46	2,575.20	2,355.43	1,142.84	-11,214.74	0.00	812.82	4,355.43	9,322.97
5304 Utility - Natural Ga	1,567.34	0.00	1,260.14	2,242.89	0.00	1,103.55	1,409.16	-1,757.70	-5,032.85	40.34	0.00	536.54	1,369.41
5305 Utility - Garbage &	400.33	637.21	392.73	369.93	-67.20	1,023.06	418.91	379.02	400.33	400.33	447.90	307.80	5,110.35
5306 Utility - Telephone	1,259.91	1,616.14	1,616.14	1,330.33	2,406.15	1,287.78	1,936.55	852.03	2,496.24	1,436.84	1,434.25	1,634.20	19,306.56
5308 Utility - Cable Tele	18.17	0.00	0.00	0.00	0.00	0.00	0.00	0.00	-18.17	0.00	0.00	4.20	4.20
5309 Utility - Internet St	0.00	202.05	202.05	202.05	399.90	199.95	199.95	199.95	230.72	202.05	199.95	0.00	2,238.62
5310 Utility- Water- Pro	375.00	0.00	210.80	224.18	188.50	0.00	0.00	2,440.58	817.74	765.74	473.24	209.96	5,705.74
5311 Utility- Electricity-	0.00	416.96	335.67	662.01	0.00	0.00	0.00	1,578.72	1,533.28	0.00	512.19	859.06	5,897.89
5312 Utility- Garbage &	68.40	256.90	68.40	68.40	-188.50	136.80	68.40	68.40	68.40	68.40	68.40	68.40	820.80
5313 Utility- Water- Gol	47.07	48.15	421.85	76.57	0.00	941.80	765.54	-1,366.97	-263.27	116.93	183.80	71.43	1,042.90
5314 Utility- Electricity-	0.00	1,014.81	955.50	2,227.41	0.00	1,610.45	1,586.49	2,257.01	3,594.81	0.00	729.05	1,382.74	15,358.27
5315 Utility- Garbage &	68.40	342.00	57.00	22.80	67.20	218.40	-64.18	32.72	30.40	68.40	685.33	474.43	2,002.90
5316 Utiity- Telephone-	0.00	0.00	0.00	0.00	207.77	282.79	283.80	282.01	-1,056.37	0.00	0.00	0.00	0.00
5318 Utility- Sewer- Go	0.00	0.00	0.00	0.00	747.40	0.00	373.70	0.00	767.60	0.00	393.90	0.00	2,282.60
5319 Utility- Water- Poc	0.00	0.00	0.00	0.00	633.47	0.00	0.00	3,022.21	5,911.05	246.42	106.74	102.28	10,022.17
5321 Utility- Electricity- l	0.00	0.00	0.00	0.00	0.00	0.00	0.00	0.00	14,005.07	1,096.38	926.54	0.00	16,027.99
5324 Utility- Natrual Ga	0.00	0.00	0.00	0.00	0.00	0.00	0.00	1,911.90	1,415.59	1,768.95	0.00	981.87	6,078.31
5330 Utility- Effluent W	0.00	0.00	0.00	0.00	0.00	0.00	0.00	0.00	0.00	0.00	0.00	19,526.47	19,526.47
5322 Utility- Natural Ga	0.00	0.00	0.00	0.00	0.00	0.00	0.00	513.71	5,480.03	392.49	0.00	0.00	6,386.23
5300 Total UTILITY	4,326.12	7,619.96	10,414.32	8,526.70	11,258.32	13,570.60	14,035.17	10,608.19	18,326.32	8,649.36	9,513.69	30,930.12	147,778.87
5400 ADMIN SERVICES													
5401 Management Sen	0.00	0.00	0.00	0.00	0.00	9,400.00	4,700.00	4,700.00	4,700.00	4,700.00	9,400.00	4,700.00	42,300.00
5402 Management Sen	0.00	0.00	0.00	0.00	0.00	4,500.00	0.00	0.00	0.00	8.12	32.94	16.82	4,557.88
5406 Miscellaneous Ad	0.00	0.00	0.00	0.00	0.00	54.07	0.00	20.55	0.00	25.00	0.00	0.00	99.62
5407 Dues/Membership	842.50	442.75	690.37	650.62	612.50	801.00	1,628.12	837.84	20.20	631.83	646.84	823.86	8,628.43
5410 Office Supplies/Pr	690.95	867.59	3,486.88	-414.97	49.74	49.50	468.54	312.82	778.17	744.78	2,227.70	1,207.75	10,469.45
5411 Advertising & Pro	50.00	425.49	0.00	210.00	0.00	0.00	0.00	0.00	0.00	0.00	0.00	0.00	685.49

	JAN 21	FEB 21	MAR 21	APR 21	MAY 21	JUN 21	JUL 21	AUG 21	SEP 21	OCT 21	NOV 21	DEC 21	TOTAL
5413 Mileage- Training	228.42	216.03	278.42	0.00	223.20	550.05	231.32	27.84	436.54	200.00	753.94	200.00	3,345.76
5415 Delivery & Newsp	325.00	0.00	325.00	0.00	0.00	0.00	0.00	0.00	12.50	662.50	125.00	1,300.00	2,750.00
5419 Member Services	2.10	0.00	0.00	4,968.89	0.00	58.15	37.05	2.10	-10.50	0.00	169.13	0.00	5,226.92
5421 Hello Neighbors	0.00	0.00	0.00	0.00	0.00	0.00	0.00	0.00	0.00	0.00	0.00	67.44	67.44
5430 Website Expense	150.00	150.00	150.00	150.00	150.00	2,440.00	0.00	2,083.33	4,291.04	667.50	100.00	100.00	10,431.87
5431 Library Expenses	0.00	0.00	0.00	0.00	0.00	0.00	0.00	0.00	0.00	977.26	2,006.72	288.59	3,272.57
5438 Legal/Collection E	0.00	2,593.00	4,724.25	7,925.00	0.00	17,303.25	12,316.00	10,104.39	-24,095.14	150.00	4,856.50	2,112.17	37,989.42
5440 Legal- Pool Litigal	0.00	0.00	0.00	0.00	0.00	0.00	0.00	0.00	33,665.14	0.00	17,730.50	0.00	51,395.64
5446 Accounting/Tax R	0.00	200.00	986.00	0.00	0.00	687.50	0.00	502.00	415.00	0.00	0.00	12,262.00	15,052.50
5450 Tax Expense	0.00	0.00	0.00	0.00	0.00	0.00	0.00	0.00	0.00	0.00	6,549.48	24.91	6,574.39
5454 Licenses/Annual f	0.00	0.00	0.00	0.00	0.00	0.00	50.00	0.00	50.00	0.00	1,319.00	1,709.00	3,128.00
5455 Licenses/Annual f	400.00	0.00	0.00	0.00	0.00	0.00	0.00	0.00	0.00	0.00	0.00	41.00	441.00
5458 Insurance	3,233.32	2,997.42	0.00	5,578.20	1,450.53	9,828.27	1,450.53	4,236.11	4,243.11	7,035.69	8,703.11	2,785.58	51,541.87
5459 Auto Insurance	241.89	237.79	0.00	396.30	0.00	594.51	0.00	198.17	198.17	396.34	0.00	198.17	2,461.34
5470 Committee Expen	0.00	0.00	0.00	0.00	0.00	0.00	0.00	0.00	0.00	0.00	185.00	0.00	185.00
5478 Bank Charges	20.00	20.00	20.00	73.58	20.00	20.00	2.89	5.19	12.02	710.92	487.23	25.00	1,416.83
5479 Merchant Fees	978.32	1,650.00	498.22	10.20	2,002.48	1,002.30	806.25	1,258.56	865.40	74.90	77.15	430.34	9,654.12
5498 Cash Over/Short-	4.00	0.00	0.00	0.00	0.00	0.00	0.00	-1.00	0.00	0.00	0.00	0.00	3.00
5400 Total ADMIN SER	7,166.50	9,800.07	11,159.14	19,547.82	4,508.45	47,288.60	21,690.70	24,287.90	25,581.65	16,984.84	55,370.24	28,292.63	271,678.54
5490 EQUIPMENT LEAS													
5491 Equipment Lease	387.49	387.49	815.28	0.00	409.47	1,340.94	15,877.23	428.89	-15,265.97	409.47	390.05	383.91	5,564.25
5492 Equipment Rental	544.00	272.00	272.00	272.00	0.00	412.00	0.00	0.00	709.00	0.00	0.00	0.00	2,481.00
5490 Total EQUIPMEN	931.49	659.49	1,087.28	272.00	409.47	1,752.94	15,877.23	428.89	-14,556.97	409.47	390.05	383.91	8,045.25
5500 Miscellaneous Char													
5508 Keys and Fobs	0.00	0.00	9.00	0.00	0.00	170.80	-170.80	0.00	0.00	100.00	0.00	72.00	181.00
5520 Refunds- Assessr	570.00	0.00	0.00	456.57	-81.29	328.27	0.00	0.00	1,424.72	938.20	638.67	-1,335.00	2,940.14
5500 Total Miscellaneo	570.00	0.00	9.00	456.57	-81.29	499.07	-170.80	0.00	1,424.72	1,038.20	638.67	-1,263.00	3,121.14
5550 COST OF GOODS S													
5551 Cost of Goods So	0.00	0.00	80.16	188.30	0.00	395.83	0.00	222.92	0.00	0.00	0.00	0.00	887.21
5552 Cost of Goods So	0.00	0.00	73.30	262.94	290.34	85.00	0.00	0.00	31.52	396.10	0.00	0.00	1,139.20
5553 Cost of Goods So	0.00	0.00	456.42	257.40	134.50	0.00	156.71	97.32	739.44	0.00	0.00	840.00	2,681.79
5550 Total COST OF G	0.00	0.00	609.88	708.64	424.84	480.83	156.71	320.24	770.96	396.10	0.00	840.00	4,708.20
5600 REC FACILITIES													
5601 Heat & A/C	0.00	78.90	0.00	0.00	0.00	163.20	0.00	0.00	79.90	0.00	0.00	0.00	322.00
5602 Roof Maintenance	0.00	0.00	0.00	0.00	0.00	305.00	1,150.00	0.00	0.00	0.00	0.00	0.00	1,455.00
5603 Contractors	2,970.24	942.50	0.00	484.00	0.00	1,491.50	805.50	2,370.14	2,265.70	746.20	10.80	5,956.68	18,043.26
5604 Facility Supplies	0.00	0.00	0.00	0.00	0.00	536.19	110.06	0.00	736.46	895.78	0.00	197.72	2,476.21
5606 Swimming Pool P	297.31	0.00	1,167.29	0.00	648.57	1,265.50	565.94	1,003.79	1,278.12	412.59	169.92	352.07	7,161.10
5607 Swimming Pool R	0.00	0.00	0.00	0.00	0.00	200.00	0.00	0.00	0.00	0.00	8,624.00	0.00	8,824.00
5611 Janitorial Services	0.00	0.00	0.00	0.00	0.00	498.32	514.63	317.52	-1,330.47	0.00	0.00	294.12	294.12
5613 Swimming Pool M	306.00	306.00	306.00	306.00	0.00	612.00	306.00	306.00	306.00	306.00	306.00	306.00	3,672.00
5600 Total REC FACILI	3,573.55	1,327.40	1,473.29	790.00	648.57	5,071.71	3,452.13	3,997.45	3,335.71	2,360.57	9,110.72	7,106.59	42,247.69
6000 PAYROLL & EMPLC													

	JAN 21	FEB 21	MAR 21	APR 21	MAY 21	JUN 21	JUL 21	AUG 21	SEP 21	OCT 21	NOV 21	DEC 21	TOTAL
6001 Employee Benefit	2,134.33	0.00	1,875.44	3,594.80	221.54	2,821.05	-192.33	1,008.68	4,590.13	1,511.95	3,145.98	2,083.25	22,794.82
6002 Wages	17,737.55	17,064.20	16,426.15	21,021.73	17,121.05	12,499.65	18,864.45	11,549.82	10,293.89	11,967.83	8,889.64	7,819.29	171,255.25
6003 Wages- Temp	4,646.40	2,710.40	4,840.00	-968.00	968.00	6,010.94	11,526.63	11,424.15	6,279.81	5,309.96	6,220.74	18,725.47	77,694.50
6004 Employer Taxes	1,779.53	1,704.71	1,626.55	1,261.02	1,773.64	1,293.92	-130.36	1,028.58	1,065.16	589.39	931.36	728.32	13,651.82
6005 Workers Comp	0.00	0.00	637.02	272.58	0.00	0.00	0.00	0.00	1,884.92	0.00	0.00	0.00	2,794.52
6006 Payroll Fees	406.57	271.32	274.68	0.00	252.76	356.32	324.12	145.86	564.30	289.45	301.66	357.66	3,544.70
6007 Payroll- SAIF	0.00	-283.16	0.00	514.83	0.00	1,925.83	0.00	0.00	-1,464.11	0.00	0.00	2,052.07	2,745.46
6008 Wages- Pro Shop	0.00	5,360.43	6,292.67	7,581.84	6,541.14	6,408.71	5,158.50	5,771.30	10,945.82	4,122.25	5,309.14	4,761.31	68,253.11
6009 Employee Benefit	6,378.79	212.10	212.10	179.86	108.52	212.10	173.00	186.72	-5,890.11	173.00	173.00	173.00	2,292.08
6010 Employer Taxes-	648.67	577.33	636.44	773.30	702.10	681.49	540.56	600.74	496.68	428.26	2,238.23	501.89	8,825.69
6011 Workers Comp- P	0.00	-56.63	138.98	0.00	0.00	0.00	0.00	0.00	0.00	0.00	0.00	0.00	82.35
6012 Wages- Golf Cour	9,063.44	7,388.10	8,384.16	14,215.18	8,596.39	9,230.91	8,683.01	8,624.39	5,215.24	8,613.02	8,671.49	10,878.54	107,563.87
6013 Employee Benefit	1,355.70	1,355.70	1,133.50	2,399.44	-828.78	3,128.11	-337.70	1,526.42	3,369.21	2,479.68	3,073.64	1,715.60	20,370.52
6014 Employer Taxes-	1,238.89	1,049.35	1,015.43	1,194.84	849.70	877.72	887.96	881.71	812.06	777.21	783.01	1,023.76	11,391.64
6015 Workers Comp- C	0.00	-175.04	382.20	0.00	0.00	0.00	0.00	0.00	0.00	0.00	0.00	0.00	207.16
6016 Wages- Temp- Pr	0.00	0.00	0.00	0.00	0.00	0.00	0.00	0.00	8,672.83	2,613.17	0.00	0.00	11,286.00
6017 Wages- Temp- Ot	0.00	0.00	0.00	0.00	0.00	0.00	0.00	0.00	4,440.91	5,686.22	7,943.00	0.00	18,070.13
6000 Total PAYROLL &	45,389.87	37,178.81	43,875.32	52,041.42	36,306.06	45,446.75	45,497.84	42,748.37	51,276.74	44,561.39	47,680.89	50,820.16	542,823.62
6050 Contingency Operati	185.00	0.00	0.00	0.00	0.00	0.00	0.00	0.00	0.00	0.00	0.00	0.00	185.00
TOTAL EXPENSE	66,888.97	63,974.39	78,736.96	91,225.20	55,409.32	128,999.19	108,372.77	87,336.16	89,756.54	81,051.38	124,713.37	122,366.34	1,098,830.59
NET INCOME	814,444.75	-39,516.88	-31,142.62	-57,650.05	4,528.11	-93,300.84	-50,610.38	-45,022.34	-69,256.78	-51,418.82	-127,205.49	-99,290.11	154,558.55

	JAN 21	FEB 21	MAR 21	APR 21	MAY 21	JUN 21	JUL 21	AUG 21	SEP 21	OCT 21	NOV 21	DEC 21	TOTAL
NET INCOME SUMMARY													
Income	881,333.72	24,457.51	47,594.34	33,575.15	59,937.43	35,698.35	57,762.39	42,313.82	20,499.76	29,632.56	-2,492.12	23,076.23	1,253,389.14
Expense	-66,888.97	-63,974.39	-78,736.96	-91,225.20	-55,409.32	-128,999.19	-108,372.77	-87,336.16	-89,756.54	-81,051.38	-124,713.37	-122,366.34	-1,098,830.59
NET INCOME	814,444.75	-39,516.88	-31,142.62	-57,650.05	4,528.11	-93,300.84	-50,610.38	-45,022.34	-69,256.78	-51,418.82	-127,205.49	-99,290.11	154,558.55



Balance Sheet

Property: King City Civic Association Reserves
As of 05/31/22 (cash basis)

ASSETS

Bank		
1011 Cash in NW Bank Money Market Reserves		162,259.89
1022 Cash in NW Bank Sweep Reserve		774,170.86
1024 Cash in NW Bank Ln Pmt Reserve		102,698.76
Total Bank		<u>1,039,129.51</u>
Other Asset		
1600 Interfund		<u>-153,692.21</u>
Total Other Asset		<u>-153,692.21</u>
TOTAL ASSETS		<u><u>885,437.30</u></u>

LIABILITIES & EQUITY

Liabilities

Other Current Liability		
2100 Notes Payable		<u>1,088,047.54</u>
Total Other Current Liability		<u>1,088,047.54</u>
Total Liabilities		1,088,047.54

Equity

3002 Replacement Fund Balance Prior Year		-366,441.65
3020 Aquatic Center Settlement		15,000.74
3101 Current Year Income		<u>148,830.67</u>
Total Equity		<u>-202,610.24</u>
TOTAL LIABILITIES & EQUITY		<u><u>885,437.30</u></u>

Budget Comparison

Property: King City Civic Association Reserves

Comparison Periods: 05/01/22 - 05/31/22 and 01/01/21 - 05/31/22 (cash basis)

	Actual 05/01/22 - 05/31/22	Budget 05/22 - 05/22	\$ Change	% Change	Actual 01/01/21 - 05/31/22	Budget 01/21 - 05/22	\$ Change	% Change
INCOME								
4900 Reserve Income								
4901 Reserve Assessments	0.00	0.00	0.00		34,549.00	104,549.00	-70,000.00	-67.0 %
4902 Transfer Fees- Reserve Assessme	68,880.00	0.00	68,880.00		651,395.93	0.00	651,395.93	
4906 Reserve Interest	172.25	0.00	172.25		2,221.87	0.00	2,221.87	
4900 Total Reserve Income	69,052.25	0.00	69,052.25		688,166.80	104,549.00	583,617.80	558.2 %
TOTAL INCOME	69,052.25	0.00	69,052.25		688,166.80	104,549.00	583,617.80	558.2 %
EXPENSE								
5400 ADMIN SERVICES								
5495 Loan Interest Expense	0.00	0.00	0.00		111,412.29	0.00	111,412.29	
5400 Total ADMIN SERVICES	0.00	0.00	0.00		111,412.29	0.00	111,412.29	
8000 Reserve Expense								
8001 Pool Construction Loan Payment	0.00	0.00	0.00		0.00	214,974.00	-214,974.00	-100.0 %
8002 Golf Sanding Program	0.00	0.00	0.00		0.00	9,311.00	-9,311.00	-100.0 %
8003 Golf Drainage Program	0.00	0.00	0.00		22,800.00	67,825.00	-45,025.00	-66.4 %
8004 Landscape & Drainage (Downspou	0.00	0.00	0.00		3,221.00	5,000.00	-1,779.00	-35.6 %
8005 Golf Irrigation - System Repair - 2n	0.00	0.00	0.00		40,800.00	60,755.00	-19,955.00	-32.8 %
8006 Golf Cart Path Repair-Phase 1 Bak	0.00	0.00	0.00		0.00	25,914.00	-25,914.00	-100.0 %
8007 Golf - Misc. - Turf Vacuum	0.00	0.00	0.00		1,867.65	33,056.00	-31,188.35	-94.4 %
8008 Crown Center Roof + Gutters/Dowr	0.00	0.00	0.00		16,742.93	14,200.00	2,542.93	17.9 %
8009 Gazebo Roof Replacement	0.00	0.00	0.00		0.00	2,200.00	-2,200.00	-100.0 %
8010 Gazebo Repairs	0.00	0.00	0.00		0.00	3,000.00	-3,000.00	-100.0 %
8011 Outdoor Pool Gate Replacement	0.00	0.00	0.00		2,750.00	2,750.00	0.00	0.0 %
8012 Outdoor Pool UV System	0.00	0.00	0.00		14,038.00	15,000.00	-962.00	-6.4 %
8013 AC Recirculating Pump Replaceme	0.00	0.00	0.00		5,921.00	6,000.00	-79.00	-1.3 %
8014 Pool Litigation Repairs	5,241.13	0.00	5,241.13		20,312.38	371,593.00	-351,280.62	-94.5 %
8015 Clubhouse Circuits	0.00	0.00	0.00		1,500.00	2,300.00	-800.00	-34.8 %
8016 Security Access System (ReKey)	0.00	0.00	0.00		29,705.33	30,000.00	-294.67	-1.0 %
8017 New Keys (estimate of 900 x \$7)	0.00	0.00	0.00		0.00	6,300.00	-6,300.00	-100.0 %
8018 Golf - Light Tractor JD	0.00	0.00	0.00		25,168.00	30,121.00	-4,953.00	-16.4 %
8019 Golf - Mowers - 3100 Toro	0.00	0.00	0.00		0.00	77,027.00	-77,027.00	-100.0 %
8020 Outdoor Furniture Replacement (P	0.00	0.00	0.00		0.00	3,600.00	-3,600.00	-100.0 %
8021 Outdoor Pool Vacuum	0.00	0.00	0.00		0.00	3,200.00	-3,200.00	-100.0 %
8022 Clubhouse/Pro Shop Locker/Crown	0.00	0.00	0.00		0.00	50,000.00	-50,000.00	-100.0 %
8023 Flooring--Clubhouse Office	0.00	0.00	0.00		0.00	6,000.00	-6,000.00	-100.0 %
8024 Maintenance Shop Painting/Sliding	0.00	0.00	0.00		0.00	7,604.00	-7,604.00	-100.0 %
8025 USGA Green Survey for Golf Course	0.00	0.00	0.00		0.00	6,446.00	-6,446.00	-100.0 %

	Actual 05/01/22 - 05/31/22	Budget 05/22 - 05/22	\$ Change	% Change	Actual 01/01/21 - 05/31/22	Budget 01/21 - 05/22	\$ Change	% Change
8026 Golf - Tools and Small Equipment	0.00	0.00	0.00		1,375.19	5,750.00	-4,374.81	-76.1 %
8027 Water Heater Replacement	0.00	0.00	0.00		0.00	4,484.00	-4,484.00	-100.0 %
8028 Wood Shop Equipment	0.00	0.00	0.00		0.00	500.00	-500.00	-100.0 %
8029 Website Development	0.00	0.00	0.00		0.00	14,000.00	-14,000.00	-100.0 %
8030 Golf: Fairway Mower	0.00	0.00	0.00		0.00	79,990.00	-79,990.00	-100.0 %
8031 Golf: Transporter	0.00	0.00	0.00		0.00	15,499.00	-15,499.00	-100.0 %
8032 Maintenance Shop Fence Repair	0.00	0.00	0.00		0.00	8,690.00	-8,690.00	-100.0 %
8033 Pump Station Roof Replacement	0.00	0.00	0.00		0.00	3,200.00	-3,200.00	-100.0 %
8034 Outdoor Pool Consultant	0.00	0.00	0.00		0.00	25,000.00	-25,000.00	-100.0 %
8035 Master Deisgn- Renovations	0.00	0.00	0.00		0.00	50,000.00	-50,000.00	-100.0 %
8000 Total Reserve Expense	5,241.13	0.00	5,241.13		186,201.48	1,261,289.00	-1,075,087.52	-85.2 %
8050 Reserve Expense- Current	0.00	0.00	0.00		12,649.00	0.00	12,649.00	
TOTAL EXPENSE	5,241.13	0.00	5,241.13		310,262.77	1,261,289.00	-951,026.23	-75.4 %
NET INCOME	63,811.12	0.00	63,811.12		377,904.03	-1,156,740.00	1,534,644.03	132.7 %
NET INCOME SUMMARY								
Income	69,052.25	0.00	69,052.25		688,166.80	104,549.00	583,617.80	558.2 %
Expense	-5,241.13	0.00	-5,241.13		-310,262.77	-1,261,289.00	951,026.23	75.4 %
Other Income & Expense	0.00	0.00	0.00		0.00	0.00	0.00	
NET INCOME	63,811.12	0.00	63,811.12		377,904.03	-1,156,740.00	1,534,644.03	132.7 %

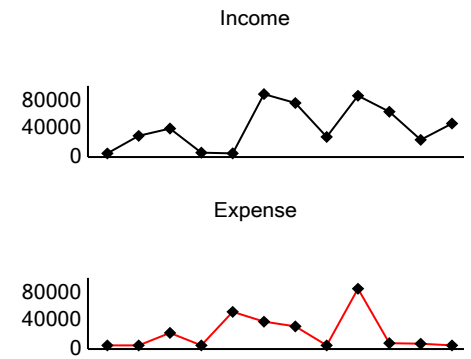
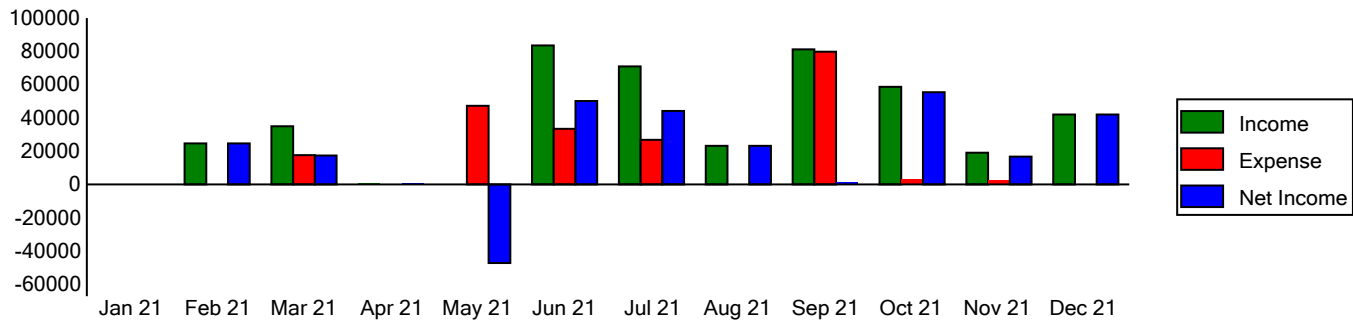
Profit & Loss 12 Month Recap

Property: King City Civic Association Reserves

Monthly recap 01/01/21 - 05/31/22 (cash basis)

	JAN 21	FEB 21	MAR 21	APR 21	MAY 21	JUN 21	JUL 21	AUG 21	SEP 21	OCT 21	NOV 21	DEC 21	TOTAL
INCOME													
4900 Reserve Income													
4901 Reserve Assessm	0.00	24,688.50	0.00	0.00	0.00	0.00	0.00	-24,688.50	0.00	0.00	0.00	0.00	0.00
4902 Transfer Fees- Re	0.00	0.00	34,986.50	0.00	0.00	83,497.18	70,912.50	47,865.88	81,146.25	58,603.50	19,050.62	42,022.50	438,084.93
4906 Reserve Interest	0.00	18.59	21.91	1,067.79	43.40	51.16	46.53	49.64	46.56	45.02	14.79	48.15	1,453.54
4900 Total Reserve Inc	0.00	24,707.09	35,008.41	1,067.79	43.40	83,548.34	70,959.03	23,227.02	81,192.81	58,648.52	19,065.41	42,070.65	439,538.47
TOTAL INCOME	0.00	24,707.09	35,008.41	1,067.79	43.40	83,548.34	70,959.03	23,227.02	81,192.81	58,648.52	19,065.41	42,070.65	439,538.47
EXPENSE													
5400 ADMIN SERVICES													
5495 Loan Interest Exp	0.00	0.00	17,622.47	0.00	38,573.29	0.00	0.00	0.00	0.00	0.00	0.00	0.00	56,195.76
5400 Total ADMIN SER	0.00	0.00	17,622.47	0.00	38,573.29	0.00	0.00	0.00	0.00	0.00	0.00	0.00	56,195.76
8000 Reserve Expense													
8005 Golf Irrigation - Sy	0.00	0.00	0.00	0.00	0.00	0.00	0.00	0.00	40,800.00	0.00	0.00	0.00	40,800.00
8007 Golf - Misc. - Turf	0.00	0.00	0.00	0.00	0.00	0.00	0.00	0.00	0.00	1,140.70	726.95	0.00	1,867.65
8008 Crown Center Ro	0.00	0.00	0.00	0.00	0.00	0.00	0.00	0.00	15,947.93	0.00	0.00	0.00	15,947.93
8011 Outdoor Pool Gat	0.00	0.00	0.00	0.00	0.00	0.00	0.00	0.00	2,750.00	0.00	0.00	0.00	2,750.00
8012 Outdoor Pool UV	0.00	0.00	0.00	0.00	0.00	0.00	0.00	0.00	14,038.00	0.00	0.00	0.00	14,038.00
8013 AC Recirculating l	0.00	0.00	0.00	0.00	0.00	0.00	0.00	0.00	5,921.00	0.00	0.00	0.00	5,921.00
8014 Pool Litigation Re	0.00	0.00	0.00	0.00	0.00	0.00	0.00	0.00	13,021.25	2,050.00	0.00	0.00	15,071.25
8016 Security Access S	0.00	0.00	0.00	0.00	0.00	0.00	0.00	0.00	29,705.33	0.00	0.00	0.00	29,705.33
8018 Golf - Light Tract	0.00	0.00	0.00	0.00	0.00	0.00	0.00	0.00	25,168.00	0.00	0.00	0.00	25,168.00
8026 Golf - Tools and S	0.00	0.00	0.00	0.00	0.00	0.00	0.00	0.00	1,375.19	0.00	0.00	0.00	1,375.19
8000 Total Reserve Exp	0.00	0.00	0.00	0.00	0.00	0.00	0.00	0.00	148,726.70	3,190.70	726.95	0.00	152,644.35
8050 Reserve Expense- C	0.00	0.00	0.00	0.00	8,671.00	33,438.00	26,800.00	0.00	-68,909.00	0.00	1,625.00	0.00	1,625.00
TOTAL EXPENSE	0.00	0.00	17,622.47	0.00	47,244.29	33,438.00	26,800.00	0.00	79,817.70	3,190.70	2,351.95	0.00	210,465.11
NET INCOME	0.00	24,707.09	17,385.94	1,067.79	-47,200.89	50,110.34	44,159.03	23,227.02	1,375.11	55,457.82	16,713.46	42,070.65	229,073.36

	JAN 21	FEB 21	MAR 21	APR 21	MAY 21	JUN 21	JUL 21	AUG 21	SEP 21	OCT 21	NOV 21	DEC 21	TOTAL
NET INCOME SUMMARY													
Income	0.00	24,707.09	35,008.41	1,067.79	43.40	83,548.34	70,959.03	23,227.02	81,192.81	58,648.52	19,065.41	42,070.65	439,538.47
Expense	0.00	0.00	-17,622.47	0.00	-47,244.29	-33,438.00	-26,800.00	0.00	-79,817.70	-3,190.70	-2,351.95	0.00	-210,465.11
NET INCOME	0.00	24,707.09	17,385.94	1,067.79	-47,200.89	50,110.34	44,159.03	23,227.02	1,375.11	55,457.82	16,713.46	42,070.65	229,073.36



Transfer Charges

Property: King City Civic Association
05/01/2022 - 05/31/2022

Property	Address	Date	Amount
KCCA	11945 SW King James Place	5/6/2022	7,140.00
KCCA	11992 SW Royalty Court #21	5/20/2022	4,612.50
KCCA	12022 SW King Arthur St #D	5/6/2022	2,775.00
KCCA	12040 SW Par 4 Drive	5/10/2022	6,532.50
KCCA	12084 SW Royal Court	5/6/2022	4,815.00
KCCA	12140 SW King Richard Drive	5/12/2022	6,075.00
KCCA	12357 SW King George Drive	5/19/2022	5,880.00
KCCA	12505 SW Prince Edward Cot	5/6/2022	5,610.00
KCCA	15135 SW 116th Avenue #1	5/10/2022	2,940.00
KCCA	16485 SW Royalty Parkway	5/6/2022	5,925.00
KCCA	16755 SW King Charles Ave	5/6/2022	5,400.00
KCCA	16822 SW Riviera Drive	5/4/2022	6,450.00
KCCA	16935 SW Matador Lane	5/6/2022	4,725.00
			68,880.00