

Balance Sheet

All Properties
As of 04/30/23 (cash basis)

ASSETS

Bank

1010 Cash in NW Bank Operating	66,766.18
1011 Cash in NW Bank Money Market Reserves	165,976.22
1014 Cash in US Bank Op	109,671.81
1015 Cash in NW Bank Debit Card	7,239.53
1016 Cash in Columbia Bank Operating	2,995.82
1017 Cash in Columbia Bank MM Operating	109,329.30
1018 Petty Cash	793.00
1019 Cash in NW Bank DDM Op Checking Sweep	1,773,492.91
1020 Cash in NW Bank Replacement Reserve	-2,441.00
1022 Cash in NW Bank Sweep Reserve	615,267.38
1024 Cash in NW Bank Ln Pmt Reserve	114,476.25
1026 Cash in US Bank Pool Settlement Payments	20,101.01

Total Bank 2,983,668.41

Other Current Asset

12000 Undeposited Funds	1,550.00
12001 Pass-through	-300.00
12002 Pass through- CB & US Bank	-2,098.12

Total Other Current Asset -848.12

Fixed Asset

1500 Land & Improvements	212,264.56
1501 Buildings	1,178,306.45
1502 Irrigation	516,703.25
1503 Software Owned	2,939.90
1504 Furniture & Fixtures	94,303.70
1505 Office Furniture & Equipment	30,618.38
1506 Golf Machinery/Equipment	629,010.76
1509 Aquatic Center	1,867,877.42
1510 Accumulated Depreciation	-2,133,141.03

Total Fixed Asset 2,398,883.39

TOTAL ASSETS

5,381,703.68

LIABILITIES & EQUITY

Liabilities

Other Current Liability

2100 Notes Payable	1,025,114.76
2110 Capital Lease Liability	14,437.45
2120 Donations- Pools	1,215.88
2121 Donations- Golf Course	2,310.00
2122 Donations- Library	1,634.70
2123 Donations- Hello Neighbors	213.23
2200 Insurance Proceeds	-69.36
2210 Prepaid Assessments	4,770.36

Total Other Current Liability 1,049,627.02

Total Liabilities

1,049,627.02

Equity

3001 Operating Fund Balance Prior Year	2,090,492.82
3002 Replacement Fund Balance Prior Year	-110,421.61
3005 Operating Investment Fund	45,000.00
3007 Golf Course Fund Balance Prior Year	627,200.76
3008 Pro Shop Fund Balance Prior Year	99,619.30
3020 Aquatic Center Special Fund Contribution	35,001.75
3101 Current Year Income	1,545,183.64

Total Equity

4,332,076.66

TOTAL LIABILITIES & EQUITY

5,381,703.68

Budget Comparison

Property: King City Civic Association

Comparison Periods: 04/01/23 - 04/30/23 and 01/01/23 - 04/30/23 (cash basis)

	Actual 04/01/23 - 04/30/23	Budget 04/23 - 04/23	\$ Change	% Change	Actual YTD 01/01/23 - 04/30/23	Budget YTD 01/23 - 04/23	\$ Change	% Change
INCOME								
4000 Income								
4001 Regular Assessments	67,938.44	0.00	67,938.44		1,789,111.84	2,258,200.00	-469,088.16	-20.8 %
4002 Apartments Assessments	27,065.12	13,416.67	13,648.45	101.7 %	108,260.48	53,666.68	54,593.80	101.7 %
4100 Interest Revenue	4,051.95	208.34	3,843.61	1,844.9 %	9,286.86	833.36	8,453.50	1,014.4 %
4109 Facility Rental	0.00	583.34	-583.34	-100.0 %	2,000.00	2,333.36	-333.36	-14.3 %
4501 Late Charges	405.00	416.67	-11.67	-2.8 %	715.00	1,666.68	-951.68	-57.1 %
4506 Bank Returned Items	0.00	0.00	0.00		35.00	0.00	35.00	
4511 Keys and Fobs	0.00	145.84	-145.84	-100.0 %	253.00	583.36	-330.36	-56.6 %
4515 Setup/Management Fee	275.00	0.00	275.00		3,905.00	0.00	3,905.00	
4000 Total Income	99,735.51	14,770.86	84,964.65	575.2 %	1,913,567.18	2,317,283.44	-403,716.26	-17.4 %
4900 Reserve Income								
4901 Reserve Assessments	0.00	-87,819.58	87,819.58	100.0 %	0.00	-351,278.32	351,278.32	100.0 %
4900 Total Reserve Income	0.00	-87,819.58	87,819.58	100.0 %	0.00	-351,278.32	351,278.32	100.0 %
TOTAL INCOME	99,735.51	-73,048.72	172,784.23	236.5 %	1,913,567.18	1,966,005.12	-52,437.94	-2.7 %
EXPENSE								
5000 Maintenance and Repair Services								
5001 General Maintenance/Repair	0.00	0.00	0.00		312.98	0.00	312.98	
5009 Janitorial Services Exterior	4,745.00	4,750.00	-5.00	-0.1 %	18,980.00	19,000.00	-20.00	-0.1 %
5010 Janitorial Supplies	818.77	0.00	818.77		1,658.10	0.00	1,658.10	
5162 Security/Monitoring	325.00	125.00	200.00	160.0 %	725.00	500.00	225.00	45.0 %
5000 Total Maintenance and Repair Serv	5,888.77	4,875.00	1,013.77	20.8 %	21,676.08	19,500.00	2,176.08	11.2 %
5200 LANDSCAPING								
5201 Landscape Contract Services	0.00	333.34	-333.34	-100.0 %	0.00	1,333.36	-1,333.36	-100.0 %
5204 Tree Replacement/Pruning	750.00	1,000.00	-250.00	-25.0 %	2,982.00	4,000.00	-1,018.00	-25.4 %
5200 Total LANDSCAPING	750.00	1,333.34	-583.34	-43.8 %	2,982.00	5,333.36	-2,351.36	-44.1 %
5300 UTILITY								
5301 Utility - Water	450.82	1,416.67	-965.85	-68.2 %	1,744.39	5,666.68	-3,922.29	-69.2 %
5302 Utility - Sewer	0.00	1,250.00	-1,250.00	-100.0 %	4,426.70	5,000.00	-573.30	-11.5 %
5303 Utility - Electricity	1,685.13	2,500.00	-814.87	-32.6 %	7,820.35	10,000.00	-2,179.65	-21.8 %
5304 Utility - Natural Gas	2,487.14	1,725.00	762.14	44.2 %	9,351.94	6,900.00	2,451.94	35.5 %
5305 Utility - Garbage and Recycling	414.16	250.00	164.16	65.7 %	2,123.87	1,000.00	1,123.87	112.4 %
5306 Utility - Telephone	1,523.67	1,500.00	23.67	1.6 %	6,018.91	6,000.00	18.91	0.3 %
5308 Utility - Cable Television	0.00	2.09	-2.09	-100.0 %	8.40	8.36	0.04	0.5 %
5309 Utility - Internet Services	209.90	220.84	-10.94	-5.0 %	843.78	883.36	-39.58	-4.5 %
5319 Utility- Water- Pool	151.56	0.00	151.56		603.78	0.00	603.78	

	Actual 04/01/23 - 04/30/23	Budget 04/23 - 04/23	\$ Change	% Change	Actual YTD 01/01/23 - 04/30/23	Budget YTD 01/23 - 04/23	\$ Change	% Change
5321 Utility- Electricity- Pool	0.00	0.00	0.00		3,980.97	0.00	3,980.97	
5300 Total UTILITY	6,922.38	8,864.60	-1,942.22	-21.9 %	36,923.09	35,458.40	1,464.69	4.1 %
5400 ADMIN SERVICES								
5401 Management Services - Contract	4,700.00	5,850.00	-1,150.00	-19.7 %	18,800.00	23,400.00	-4,600.00	-19.7 %
5402 Management Services - Extra	4,840.46	20.84	4,819.62	23,126.8 %	4,922.30	83.36	4,838.94	5,804.9 %
5407 Dues/Memberships/Subscriptions	571.69	583.34	-11.65	-2.0 %	2,694.06	2,333.36	360.70	15.5 %
5410 Office Supplies/Printing/Postage	1,424.60	833.34	591.26	71.0 %	4,040.03	3,333.36	706.67	21.2 %
5413 Mileage- Training/CE/Meetings	200.00	250.00	-50.00	-20.0 %	764.32	1,000.00	-235.68	-23.6 %
5415 Delivery & Newspaper Distribution	0.00	333.34	-333.34	-100.0 %	325.00	1,333.36	-1,008.36	-75.6 %
5419 Member Services	4,784.80	458.34	4,326.46	943.9 %	4,784.80	1,833.36	2,951.44	161.0 %
5420 Musicals- Monthly	0.00	100.00	-100.00	-100.0 %	1,800.00	400.00	1,400.00	350.0 %
5421 Hello Neighbors	2,581.56	250.00	2,331.56	932.6 %	3,486.12	1,000.00	2,486.12	248.6 %
5429 Wood Shop	0.00	41.67	-41.67	-100.0 %	0.00	166.68	-166.68	-100.0 %
5430 Website Expenses	-203.50	333.34	-536.84	-161.0 %	1,678.00	1,333.36	344.64	25.8 %
5431 Library Expenses	-400.61	333.34	-733.95	-220.2 %	1,486.81	1,333.36	153.45	11.5 %
5438 Legal/Collection Expenses	173.00	6,250.00	-6,077.00	-97.2 %	10,126.00	25,000.00	-14,874.00	-59.5 %
5440 Legal- Pool Litigation	12,944.21	16,666.67	-3,722.46	-22.3 %	16,124.21	66,666.68	-50,542.47	-75.8 %
5446 Accounting/Tax Returns/Reviews	-4,335.00	1,250.00	-5,585.00	-446.8 %	3,575.00	5,000.00	-1,425.00	-28.5 %
5450 Tax Expense	0.00	533.34	-533.34	-100.0 %	0.00	2,133.36	-2,133.36	-100.0 %
5454 Licenses/Annual Reports- Operatio	0.00	250.00	-250.00	-100.0 %	2,144.00	1,000.00	1,144.00	114.4 %
5458 Insurance	40,567.56	12,500.00	28,067.56	224.5 %	43,683.06	50,000.00	-6,316.94	-12.6 %
5459 Auto Insurance	0.00	250.00	-250.00	-100.0 %	195.75	1,000.00	-804.25	-80.4 %
5478 Bank Charges	5.35	0.00	5.35		5.35	0.00	5.35	
5400 Total ADMIN SERVICES	67,854.12	47,087.56	20,766.56	44.1 %	120,634.81	188,350.24	-67,715.43	-36.0 %
5490 EQUIPMENT LEASES & RENTALS								
5491 Equipment Leases	0.00	300.00	-300.00	-100.0 %	903.12	1,200.00	-296.88	-24.7 %
5490 Total EQUIPMENT LEASES & REN	0.00	300.00	-300.00	-100.0 %	903.12	1,200.00	-296.88	-24.7 %
5500 Miscellaneous Charges								
5501 Late Charges	2,060.00	333.34	1,726.66	518.0 %	2,220.00	1,333.36	886.64	66.5 %
5506 NSF Charge	0.00	0.00	0.00		35.00	0.00	35.00	
5508 Keys and Fobs	-13.00	41.67	-54.67	-131.2 %	2.00	166.68	-164.68	-98.8 %
5520 Refunds- Assessment	1,050.00	833.34	216.66	26.0 %	5,639.94	3,333.36	2,306.58	69.2 %
5500 Total Miscellaneous Charges	3,097.00	1,208.35	1,888.65	156.3 %	7,896.94	4,833.40	3,063.54	63.4 %
5600 REC FACILITIES								
5510 Facilities Rental Refund	600.00	0.00	600.00		600.00	0.00	600.00	
5601 Heat & A/C	-506.60	541.67	-1,048.27	-193.5 %	0.00	2,166.68	-2,166.68	-100.0 %
5602 Roof Maintenance	0.00	291.67	-291.67	-100.0 %	3,300.00	1,166.68	2,133.32	182.9 %
5603 Contractors	2,077.48	1,000.00	1,077.48	107.7 %	5,873.09	4,000.00	1,873.09	46.8 %
5604 Facility Supplies	110.95	229.17	-118.22	-51.6 %	568.08	916.68	-348.60	-38.0 %
5605 Swimming Pool Services	-591.95	233.34	-825.29	-353.7 %	0.00	933.36	-933.36	-100.0 %
5606 Swimming Pool Parts & Supplies	593.13	833.34	-240.21	-28.8 %	1,536.37	3,333.36	-1,796.99	-53.9 %
5610 Swimming Pool Cleaning Services	0.00	625.00	-625.00	-100.0 %	0.00	2,500.00	-2,500.00	-100.0 %

	Actual 04/01/23 - 04/30/23	Budget 04/23 - 04/23	\$ Change	% Change	Actual YTD 01/01/23 - 04/30/23	Budget YTD 01/23 - 04/23	\$ Change	% Change
5611 Janitorial Services	232.04	291.67	-59.63	-20.4 %	1,044.93	1,166.68	-121.75	-10.4 %
5613 Swimming Pool Monitoring	330.48	316.67	13.81	4.4 %	1,321.92	1,266.68	55.24	4.4 %
5600 Total REC FACILITIES	2,845.53	4,362.53	-1,517.00	-34.8 %	14,244.39	17,450.12	-3,205.73	-18.4 %
6000 PAYROLL & EMPLOYEE BENEFITS								
6001 Employee Benefits	1,708.35	440.42	1,267.93	287.9 %	10,852.17	1,761.68	9,090.49	516.0 %
6002 Wages	15,605.27	14,859.50	745.77	5.0 %	64,027.01	59,438.00	4,589.01	7.7 %
6004 Employer Taxes	1,750.03	1,722.59	27.44	1.6 %	7,426.71	6,890.36	536.35	7.8 %
6006 Payroll Fees	452.59	333.34	119.25	35.8 %	1,833.05	1,333.36	499.69	37.5 %
6017 Wages- Temp- Operating	6,612.00	3,000.00	3,612.00	120.4 %	12,052.65	12,000.00	52.65	0.4 %
6000 Total PAYROLL & EMPLOYEE BENEFITS	26,128.24	20,355.85	5,772.39	28.4 %	96,191.59	81,423.40	14,768.19	18.1 %
TOTAL EXPENSE	113,486.04	88,387.23	25,098.81	28.4 %	301,452.02	353,548.92	-52,096.90	-14.7 %
NET INCOME	-13,750.53	-161,435.95	147,685.42	91.5 %	1,612,115.16	1,612,456.20	-341.04	0.0 %
NET INCOME SUMMARY								
Income	99,735.51	-73,048.72	172,784.23	236.5 %	1,913,567.18	1,966,005.12	-52,437.94	-2.7 %
Expense	-113,486.04	-88,387.23	-25,098.81	28.4 %	-301,452.02	-353,548.92	52,096.90	14.7 %
Other Income & Expense	0.00	0.00	0.00		0.00	0.00	0.00	
NET INCOME	-13,750.53	-161,435.95	147,685.42	91.5 %	1,612,115.16	1,612,456.20	-341.04	0.0 %

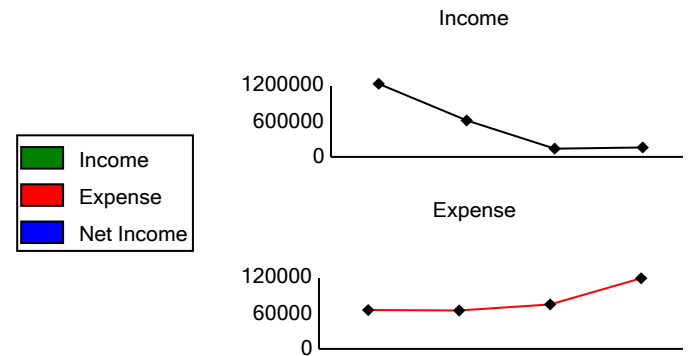
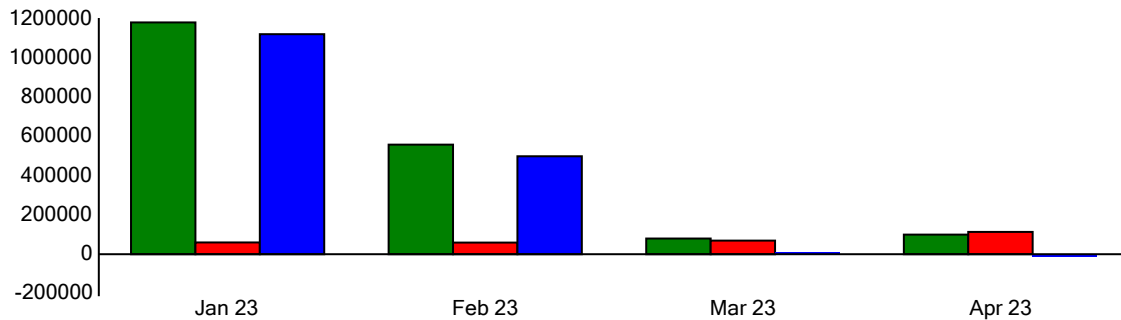
Profit & Loss 12 Month Recap

Property: King City Civic Association
 Monthly recap 01/01/23 - 04/30/23 (cash basis)

	JAN 23	FEB 23	MAR 23	APR 23	TOTAL
INCOME					
4000 Income					
4001 Regular Assessments	1,145,288.64	526,745.22	49,139.54	67,938.44	1,789,111.84
4002 Apartments Assessments	27,065.12	27,065.12	27,065.12	27,065.12	108,260.48
4100 Interest Revenue	371.73	1,504.72	3,358.46	4,051.95	9,286.86
4109 Facility Rental	1,650.00	350.00	0.00	0.00	2,000.00
4501 Late Charges	0.00	310.00	0.00	405.00	715.00
4506 Bank Returned Items	0.00	35.00	0.00	0.00	35.00
4511 Keys and Fobs	73.00	180.00	0.00	0.00	253.00
4515 Setup/Management Fee	3,155.00	430.00	45.00	275.00	3,905.00
4000 Total Income	1,177,603.49	556,620.06	79,608.12	99,735.51	1,913,567.18
TOTAL INCOME	1,177,603.49	556,620.06	79,608.12	99,735.51	1,913,567.18
EXPENSE					
5000 Maintenance and Repair Services					
5001 General Maintenance/Repair	312.98	0.00	0.00	0.00	312.98
5009 Janitorial Services Exterior	4,745.00	4,745.00	4,745.00	4,745.00	18,980.00
5010 Janitorial Supplies	0.00	570.08	269.25	818.77	1,658.10
5162 Security/Monitoring	350.00	25.00	25.00	325.00	725.00
5000 Total Maintenance and Repair Services	5,407.98	5,340.08	5,039.25	5,888.77	21,676.08
5200 LANDSCAPING					
5204 Tree Replacement/Pruning	0.00	400.00	1,832.00	750.00	2,982.00
5200 Total LANDSCAPING	0.00	400.00	1,832.00	750.00	2,982.00
5300 UTILITY					
5301 Utility - Water	428.17	437.23	428.17	450.82	1,744.39
5302 Utility - Sewer	2,213.35	0.00	2,213.35	0.00	4,426.70
5303 Utility - Electricity	0.00	2,120.76	4,014.46	1,685.13	7,820.35
5304 Utility - Natural Gas	0.00	2,533.71	4,331.09	2,487.14	9,351.94
5305 Utility - Garbage and Recycling	553.69	631.11	524.91	414.16	2,123.87
5306 Utility - Telephone	1,473.03	1,495.67	1,526.54	1,523.67	6,018.91
5308 Utility - Cable Television	2.10	2.10	4.20	0.00	8.40
5309 Utility - Internet Services	211.99	421.89	0.00	209.90	843.78
5319 Utility- Water- Pool	164.76	151.56	135.90	151.56	603.78
5321 Utility- Electricity- Pool	0.00	1,159.04	2,821.93	0.00	3,980.97
5300 Total UTILITY	5,047.09	8,953.07	16,000.55	6,922.38	36,923.09
5400 ADMIN SERVICES					
5401 Management Services - Contract	4,700.00	4,700.00	4,700.00	4,700.00	18,800.00
5402 Management Services - Extra	40.92	20.46	20.46	4,840.46	4,922.30

	JAN 23	FEB 23	MAR 23	APR 23	TOTAL
5407 Dues/Memberships/Subscriptions	431.28	693.00	998.09	571.69	2,694.06
5410 Office Supplies/Printing/Postage	1,462.10	163.42	989.91	1,424.60	4,040.03
5413 Mileage- Training/CE/Meetings	225.50	200.00	138.82	200.00	764.32
5415 Delivery & Newspaper Distribution	0.00	0.00	325.00	0.00	325.00
5419 Member Services	0.00	0.00	0.00	4,784.80	4,784.80
5420 Musicals- Monthly	1,800.00	0.00	0.00	0.00	1,800.00
5421 Hello Neighbors	329.20	69.99	505.37	2,581.56	3,486.12
5423 Office Supplies- Pro Shop	85.27	-85.27	0.00	0.00	0.00
5430 Website Expenses	0.00	1,831.50	50.00	-203.50	1,678.00
5431 Library Expenses	646.87	210.57	1,029.98	-400.61	1,486.81
5438 Legal/Collection Expenses	5,685.00	3,346.50	921.50	173.00	10,126.00
5440 Legal- Pool Litigation	270.00	2,910.00	0.00	12,944.21	16,124.21
5446 Accounting/Tax Returns/Reviews	5,455.00	1,475.00	980.00	-4,335.00	3,575.00
5454 Licenses/Annual Reports- Operation	2,144.00	0.00	0.00	0.00	2,144.00
5458 Insurance	0.00	3,115.50	0.00	40,567.56	43,683.06
5459 Auto Insurance	0.00	195.75	0.00	0.00	195.75
5478 Bank Charges	0.00	0.00	0.00	5.35	5.35
5400 Total ADMIN SERVICES	23,275.14	18,846.42	10,659.13	67,854.12	120,634.81
5490 EQUIPMENT LEASES & RENTALS					
5491 Equipment Leases	301.04	301.04	301.04	0.00	903.12
5490 Total EQUIPMENT LEASES & RENTALS	301.04	301.04	301.04	0.00	903.12
5500 Miscellaneous Charges					
5501 Late Charges	160.00	0.00	0.00	2,060.00	2,220.00
5506 NSF Charge	0.00	35.00	0.00	0.00	35.00
5508 Keys and Fobs	0.00	0.00	15.00	-13.00	2.00
5520 Refunds- Assessment	483.75	322.50	3,783.69	1,050.00	5,639.94
5500 Total Miscellaneous Charges	643.75	357.50	3,798.69	3,097.00	7,896.94
5600 REC FACILITIES					
5510 Facilities Rental Refund	0.00	0.00	0.00	600.00	600.00
5601 Heat & A/C	0.00	0.00	506.60	-506.60	0.00
5602 Roof Maintenance	0.00	3,300.00	0.00	0.00	3,300.00
5603 Contractors	250.25	295.00	3,250.36	2,077.48	5,873.09
5604 Facility Supplies	0.00	215.94	241.19	110.95	568.08
5605 Swimming Pool Services	381.00	0.00	210.95	-591.95	0.00
5606 Swimming Pool Parts & Supplies	391.14	422.28	129.82	593.13	1,536.37
5611 Janitorial Services	348.81	232.04	232.04	232.04	1,044.93
5613 Swimming Pool Monitoring	330.48	330.48	330.48	330.48	1,321.92
5600 Total REC FACILITIES	1,701.68	4,795.74	4,901.44	2,845.53	14,244.39
6000 PAYROLL & EMPLOYEE BENEFITS					
6001 Employee Benefits	1,468.99	1,783.47	5,891.36	1,708.35	10,852.17
6002 Wages	18,270.61	15,783.64	14,367.49	15,605.27	64,027.01
6004 Employer Taxes	2,251.73	1,814.44	1,610.51	1,750.03	7,426.71
6006 Payroll Fees	419.01	636.79	324.66	452.59	1,833.05

	JAN 23	FEB 23	MAR 23	APR 23	TOTAL
6017 Wages- Temp- Operating	971.02	0.00	4,469.63	6,612.00	12,052.65
6000 Total PAYROLL & EMPLOYEE BEN	23,381.36	20,018.34	26,663.65	26,128.24	96,191.59
TOTAL EXPENSE	59,758.04	59,012.19	69,195.75	113,486.04	301,452.02
NET INCOME	1,117,845.45	497,607.87	10,412.37	-13,750.53	1,612,115.16
NET INCOME SUMMARY					
Income	1,177,603.49	556,620.06	79,608.12	99,735.51	1,913,567.18
Expense	-59,758.04	-59,012.19	-69,195.75	-113,486.04	-301,452.02
NET INCOME	1,117,845.45	497,607.87	10,412.37	-13,750.53	1,612,115.16



Budget Comparison

Property: King City Civic Association Reserves

Comparison Periods: 04/01/23 - 04/30/23 and 01/01/23 - 04/30/23 (cash basis)

	Actual 04/01/23 - 04/30/23	Budget 04/23 - 04/23	\$ Change	% Change	Actual YTD 01/01/23 - 04/30/23	Budget YTD 01/23 - 04/23	\$ Change	% Change
INCOME								
4900 Reserve Income								
4902 Transfer Fees- Reserve Assessment	26,227.50	87,819.59	-61,592.09	-70.1 %	102,943.50	351,278.36	-248,334.86	-70.7 %
4906 Reserve Interest	2,543.76	0.00	2,543.76		10,313.81	0.00	10,313.81	
4900 Total Reserve Income	28,771.26	87,819.59	-59,048.33	-67.2 %	113,257.31	351,278.36	-238,021.05	-67.8 %
TOTAL INCOME	28,771.26	87,819.59	-59,048.33	-67.2 %	113,257.31	351,278.36	-238,021.05	-67.8 %
EXPENSE								
5400 ADMIN SERVICES								
5495 Loan Interest Expense	0.00	0.00	0.00		53,758.61	0.00	53,758.61	
5400 Total ADMIN SERVICES	0.00	0.00	0.00		53,758.61	0.00	53,758.61	
8000 Reserve Expense								
8001 Pool Construction Loan Payment	0.00	0.00	0.00		0.00	108,814.00	-108,814.00	-100.0 %
8002 Golf Sanding Program	0.00	0.00	0.00		0.00	4,311.00	-4,311.00	-100.0 %
8003 Golf Drainage Program	0.00	0.00	0.00		0.00	33,825.00	-33,825.00	-100.0 %
8005 Golf Irrigation - System Repair - 2nd	0.00	0.00	0.00		0.00	15,759.00	-15,759.00	-100.0 %
8014 Pool Litigation Repairs	591.95	0.00	591.95		591.95	246,593.00	-246,001.05	-99.8 %
8019 Golf - Mowers - 3100 Toro	0.00	0.00	0.00		45,879.68	41,078.00	4,801.68	11.7 %
8025 USGA Green Survey for Golf Course	0.00	0.00	0.00		0.00	3,223.00	-3,223.00	-100.0 %
8027 Water Heater Replacement	0.00	0.00	0.00		9,157.90	2,242.00	6,915.90	308.5 %
8029 Website Development	0.00	0.00	0.00		0.00	6,000.00	-6,000.00	-100.0 %
8034 Outdoor Pool Consultant	0.00	0.00	0.00		0.00	33,000.00	-33,000.00	-100.0 %
8036 Golf- Mower 3150	0.00	0.00	0.00		0.00	38,578.00	-38,578.00	-100.0 %
8037 Pro Shop Bathroom Repair	0.00	0.00	0.00		0.00	50,000.00	-50,000.00	-100.0 %
8038 Outdoor Pool Pump	0.00	0.00	0.00		0.00	2,800.00	-2,800.00	-100.0 %
8039 Outdoor Pool Signage	0.00	0.00	0.00		0.00	1,000.00	-1,000.00	-100.0 %
8040 Landscape Upgrades	0.00	0.00	0.00		0.00	4,753.00	-4,753.00	-100.0 %
8041 Clubhouse Interior Painting	0.00	0.00	0.00		0.00	18,326.00	-18,326.00	-100.0 %
8042 Flooring- Fitness Room	0.00	0.00	0.00		0.00	1,728.00	-1,728.00	-100.0 %
8043 Golf Garage Door Replacement	2,441.00	0.00	2,441.00		2,441.00	5,500.00	-3,059.00	-55.6 %
8044 Golf Cart Path Replacement	0.00	0.00	0.00		0.00	28,419.00	-28,419.00	-100.0 %
8000 Total Reserve Expense	3,032.95	0.00	3,032.95		58,070.53	645,949.00	-587,878.47	-91.0 %
8050 Reserve Expense- Current	35,396.16	0.00	35,396.16		44,996.16	0.00	44,996.16	
TOTAL EXPENSE	38,429.11	0.00	38,429.11		156,825.30	645,949.00	-489,123.70	-75.7 %
NET INCOME	-9,657.85	87,819.59	-97,477.44	-111.0 %	-43,567.99	-294,670.64	251,102.65	85.2 %

	Actual 04/01/23 - 04/30/23	Budget 04/23 - 04/23	\$ Change	% Change	Actual YTD 01/01/23 - 04/30/23	Budget YTD 01/23 - 04/23	\$ Change	% Change
NET INCOME SUMMARY								
Income	28,771.26	87,819.59	-59,048.33	-67.2 %	113,257.31	351,278.36	-238,021.05	-67.8 %
Expense	-38,429.11	0.00	-38,429.11		-156,825.30	-645,949.00	489,123.70	75.7 %
Other Income & Expense	0.00	0.00	0.00		0.00	0.00	0.00	
NET INCOME	-9,657.85	87,819.59	-97,477.44	-111.0 %	-43,567.99	-294,670.64	251,102.65	85.2 %

Profit & Loss 12 Month Recap

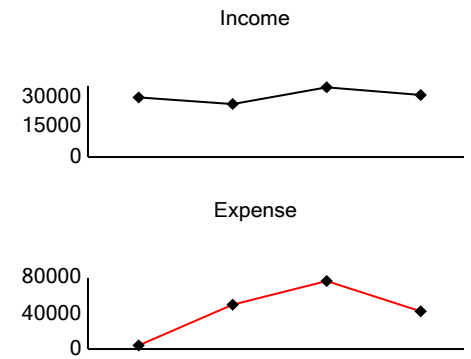
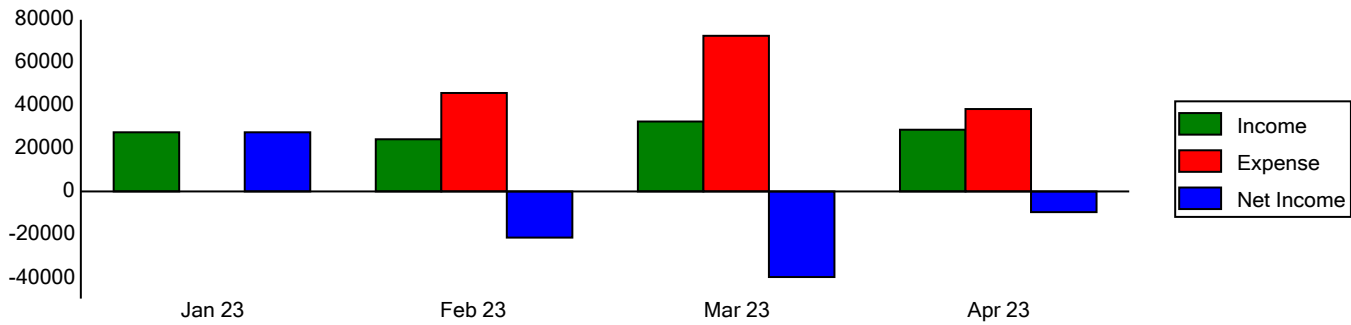
Property: King City Civic Association Reserves

Monthly recap 01/01/23 - 04/30/23 (cash basis)

	JAN 23	FEB 23	MAR 23	APR 23	TOTAL
INCOME					
4900 Reserve Income					
4902 Transfer Fees- Reserve Assessment	25,050.00	21,643.50	30,022.50	26,227.50	102,943.50
4906 Reserve Interest	2,529.72	2,684.22	2,556.11	2,543.76	10,313.81
4900 Total Reserve Income	27,579.72	24,327.72	32,578.61	28,771.26	113,257.31
TOTAL INCOME	27,579.72	24,327.72	32,578.61	28,771.26	113,257.31
EXPENSE					
5400 ADMIN SERVICES					
5495 Loan Interest Expense	0.00	0.00	53,758.61	0.00	53,758.61
5400 Total ADMIN SERVICES	0.00	0.00	53,758.61	0.00	53,758.61
8000 Reserve Expense					
8014 Pool Litigation Repairs	0.00	0.00	0.00	591.95	591.95
8019 Golf - Mowers - 3100 Toro	0.00	45,879.68	0.00	0.00	45,879.68
8027 Water Heater Replacement	0.00	0.00	9,157.90	0.00	9,157.90
8043 Golf Garage Door Replacement	0.00	0.00	0.00	2,441.00	2,441.00
8000 Total Reserve Expense	0.00	45,879.68	9,157.90	3,032.95	58,070.53
8050 Reserve Expense- Current	0.00	0.00	9,600.00	35,396.16	44,996.16
TOTAL EXPENSE	0.00	45,879.68	72,516.51	38,429.11	156,825.30
NET INCOME	27,579.72	-21,551.96	-39,937.90	-9,657.85	-43,567.99

NET INCOME SUMMARY

	JAN 23	FEB 23	MAR 23	APR 23	TOTAL
Income	27,579.72	24,327.72	32,578.61	28,771.26	113,257.31
Expense	0.00	-45,879.68	-72,516.51	-38,429.11	-156,825.30
NET INCOME	27,579.72	-21,551.96	-39,937.90	-9,657.85	-43,567.99



Transfer Charges

Property: King City Civic Association
04/01/23 - 04/30/23

Property	Address	Date	Amount
KCCA	11992 SW Royalty Court #23	4/10/2023	4,492.50
KCCA	16350 SW King Charles Aven	4/6/2023	7,275.00
KCCA	16360 SW King Charles Ave	4/10/2023	8,760.00
KCCA	16575 SW Monterey Lane	4/13/2023	5,700.00
			26,227.50

Transfer Charges

Property: King City Civic Association
01/01/23 - 04/30/23

Property	Address	Date	Amount
KCCA	11520 SW Majestic Lane #1	1/13/2023	3,300.00
KCCA	11545 SW Majestic Lane #6	3/13/2023	4,350.00
KCCA	11690 SW King George Drive	2/6/2023	4,875.00
KCCA	11750 SW King George Drive	1/12/2023	7,500.00
KCCA	11992 SW Royalty Court #23	4/10/2023	4,492.50
KCCA	12022 SW King Arthur St #C	2/9/2023	2,773.50
KCCA	12085 SW King Arthur St	3/24/2023	2,587.50
KCCA	12095 SW Imperial Avenue	2/9/2023	2,925.00
KCCA	12120 SW Royal Court #D	3/24/2023	3,525.00
KCCA	12215 SW King Richard Drive	2/9/2023	5,625.00
KCCA	12275 SW Imperial Avenue	3/24/2023	3,435.00
KCCA	12625 SW Morocco Dr.	1/3/2023	5,025.00
KCCA	12649 SW Prince Edward Cot	3/24/2023	4,425.00
KCCA	15215 SW 116th Avenue #1	1/13/2023	3,825.00
KCCA	16165 SW Royalty Parkway	2/15/2023	5,445.00
KCCA	16340 SW King Charles Aven	1/11/2023	5,400.00
KCCA	16350 SW King Charles Aven	4/6/2023	7,275.00
KCCA	16360 SW King Charles Ave	4/10/2023	8,760.00
KCCA	16575 SW Monterey Lane	4/13/2023	5,700.00
KCCA	16610 SW Queen Mary Aven	3/24/2023	6,675.00
KCCA	16640 SW Monterey Lane	3/24/2023	5,025.00
			102,943.50

Budget Comparison

Property: King City Golf Course

Comparison Periods: 04/01/23 - 04/30/23 and 01/01/23 - 04/30/23 (cash basis)

	Actual 04/01/23 - 04/30/23	Budget 04/23 - 04/23	\$ Change	% Change	Actual YTD 01/01/23 - 04/30/23	Budget YTD 01/23 - 04/23	\$ Change	% Change
EXPENSE								
5000 Maintenance and Repair Services								
5001 General Maintenance/Repair	0.00	41.67	-41.67	-100.0 %	0.00	166.68	-166.68	-100.0 %
5006 Tool & Small Equipment	0.00	166.67	-166.67	-100.0 %	0.00	666.68	-666.68	-100.0 %
5007 Equipment Parts- Golf Course	680.33	1,083.34	-403.01	-37.2 %	1,881.55	4,333.36	-2,451.81	-56.6 %
5008 Janitorial Services	318.34	291.67	26.67	9.1 %	1,265.09	1,166.68	98.41	8.4 %
5010 Janitorial Supplies	0.00	541.67	-541.67	-100.0 %	0.00	2,166.68	-2,166.68	-100.0 %
5011 Gas & Oil	1,281.58	1,166.67	114.91	9.8 %	2,621.00	4,666.68	-2,045.68	-43.8 %
5164 Alarm Monitoring- Golf Course	0.00	125.00	-125.00	-100.0 %	468.45	500.00	-31.55	-6.3 %
5188 Supplies- Golf Course	831.28	500.00	331.28	66.3 %	867.53	2,000.00	-1,132.47	-56.6 %
5000 Total Maintenance and Repair Serv	3,111.53	3,916.69	-805.16	-20.6 %	7,103.62	15,666.76	-8,563.14	-54.7 %
5200 LANDSCAPING								
5202 Earth Materials	0.00	833.34	-833.34	-100.0 %	1,470.92	3,333.36	-1,862.44	-55.9 %
5204 Tree Replacement/Pruning	-750.00	0.00	-750.00		0.00	0.00	0.00	
5206 Drainage	0.00	41.67	-41.67	-100.0 %	0.00	166.68	-166.68	-100.0 %
5209 Irrigation Repairs	0.00	166.67	-166.67	-100.0 %	0.00	666.68	-666.68	-100.0 %
5214 Fertilizer	0.00	1,500.00	-1,500.00	-100.0 %	0.00	6,000.00	-6,000.00	-100.0 %
5215 Chemicals- Golf Course	0.00	1,666.67	-1,666.67	-100.0 %	2,527.58	6,666.68	-4,139.10	-62.1 %
5200 Total LANDSCAPING	-750.00	4,208.35	-4,958.35	-117.8 %	3,998.50	16,833.40	-12,834.90	-76.2 %
5300 UTILITY								
5313 Utility- Water- Golf Course	112.29	120.17	-7.88	-6.6 %	290.37	480.68	-190.31	-39.6 %
5314 Utility- Electricity- Golf Course	764.54	1,041.67	-277.13	-26.6 %	3,482.16	4,166.68	-684.52	-16.4 %
5315 Utility- Garbage & Recycling- Golf Course	0.00	375.00	-375.00	-100.0 %	750.90	1,500.00	-749.10	-49.9 %
5318 Utility- Sewer- Golf Course	0.00	250.00	-250.00	-100.0 %	819.32	1,000.00	-180.68	-18.1 %
5300 Total UTILITY	876.83	1,786.84	-910.01	-50.9 %	5,342.75	7,147.36	-1,804.61	-25.2 %
5400 ADMIN SERVICES								
5411 Advertising & Promotion Operations	-438.00	0.00	-438.00		0.00	0.00	0.00	
5450 Tax Expense	0.00	0.00	0.00		5.53	0.00	5.53	
5400 Total ADMIN SERVICES	-438.00	0.00	-438.00		5.53	0.00	5.53	
5600 REC FACILITIES								
5603 Contractors	-980.00	0.00	-980.00		0.00	0.00	0.00	
5604 Facility Supplies	1,480.36	0.00	1,480.36		3,363.60	0.00	3,363.60	
5611 Janitorial Services	0.00	0.00	0.00		84.97	0.00	84.97	
5616 Golf Cart Maintenance	319.92	0.00	319.92		319.92	0.00	319.92	
5600 Total REC FACILITIES	820.28	0.00	820.28		3,768.49	0.00	3,768.49	
6000 PAYROLL & EMPLOYEE BENEFITS								

	Actual 04/01/23 - 04/30/23	Budget 04/23 - 04/23	\$ Change	% Change	Actual YTD 01/01/23 - 04/30/23	Budget YTD 01/23 - 04/23	\$ Change	% Change
6003 Wages- Temp Golf	0.00	4,000.00	-4,000.00	-100.0 %	0.00	16,000.00	-16,000.00	-100.0 %
6012 Wages- Golf Course	18,215.96	18,030.09	185.87	1.0 %	65,316.08	72,120.36	-6,804.28	-9.4 %
6013 Employee Benefits- Golf Course	1,149.80	200.67	949.13	473.0 %	3,722.49	802.68	2,919.81	363.8 %
6014 Employer Taxes- Golf Course	2,034.40	1,523.09	511.31	33.6 %	7,451.10	6,092.36	1,358.74	22.3 %
6000 Total PAYROLL & EMPLOYEE BENEFITS	21,400.16	23,753.85	-2,353.69	-9.9 %	76,489.67	95,015.40	-18,525.73	-19.5 %
TOTAL EXPENSE	25,020.80	33,665.73	-8,644.93	-25.7 %	96,708.56	134,662.92	-37,954.36	-28.2 %
NET INCOME	-25,020.80	-33,665.73	8,644.93	25.7 %	-96,708.56	-134,662.92	37,954.36	28.2 %
NET INCOME SUMMARY								
Income	0.00	0.00	0.00		0.00	0.00	0.00	
Expense	-25,020.80	-33,665.73	8,644.93	25.7 %	-96,708.56	-134,662.92	37,954.36	28.2 %
Other Income & Expense	0.00	0.00	0.00		0.00	0.00	0.00	
NET INCOME	-25,020.80	-33,665.73	8,644.93	25.7 %	-96,708.56	-134,662.92	37,954.36	28.2 %

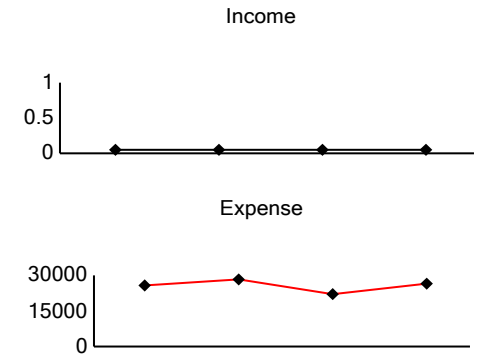

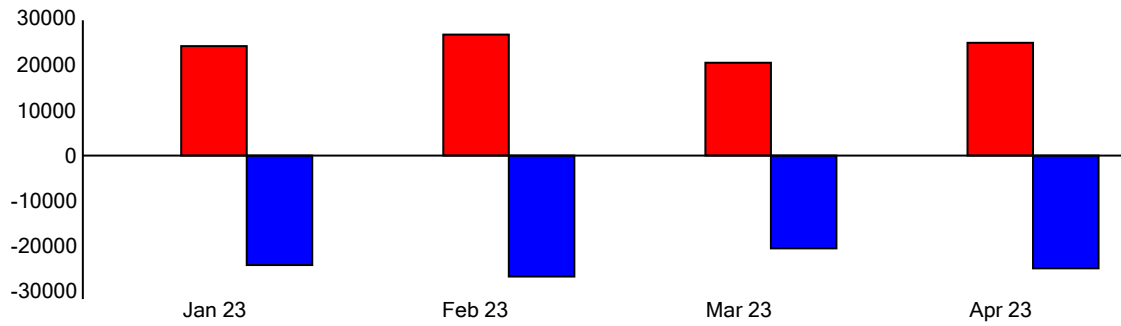
Profit & Loss 12 Month Recap

Property: King City Golf Course
 Monthly recap 01/01/23 - 04/30/23 (cash basis)

	JAN 23	FEB 23	MAR 23	APR 23	TOTAL
EXPENSE					
5000 Maintenance and Repair Services					
5007 Equipment Parts- Golf Course	139.41	438.18	623.63	680.33	1,881.55
5008 Janitorial Services	319.59	318.84	308.32	318.34	1,265.09
5011 Gas & Oil	184.69	1,154.73	0.00	1,281.58	2,621.00
5164 Alarm Monitoring- Golf Course	468.45	0.00	0.00	0.00	468.45
5188 Supplies- Golf Course	0.00	22.27	13.98	831.28	867.53
5000 Total Maintenance and Repair Serv	1,112.14	1,934.02	945.93	3,111.53	7,103.62
5200 LANDSCAPING					
5202 Earth Materials	0.00	1,470.92	0.00	0.00	1,470.92
5204 Tree Replacement/Pruning	0.00	750.00	0.00	-750.00	0.00
5215 Chemicals- Golf Course	2,527.58	0.00	0.00	0.00	2,527.58
5200 Total LANDSCAPING	2,527.58	2,220.92	0.00	-750.00	3,998.50
5300 UTILITY					
5313 Utility- Water- Golf Course	45.90	72.69	59.49	112.29	290.37
5314 Utility- Electricity- Golf Course	0.00	921.77	1,795.85	764.54	3,482.16
5315 Utility- Garbage & Recycling- Golf C	216.60	346.80	187.50	0.00	750.90
5318 Utility- Sewer- Golf Course	409.66	0.00	409.66	0.00	819.32
5300 Total UTILITY	672.16	1,341.26	2,452.50	876.83	5,342.75
5400 ADMIN SERVICES					
5411 Advertising & Promotion Operations	0.00	438.00	0.00	-438.00	0.00
5450 Tax Expense	5.53	0.00	0.00	0.00	5.53
5400 Total ADMIN SERVICES	5.53	438.00	0.00	-438.00	5.53
5600 REC FACILITIES					
5603 Contractors	980.00	0.00	0.00	-980.00	0.00
5604 Facility Supplies	90.00	1,603.67	189.57	1,480.36	3,363.60
5611 Janitorial Services	0.00	0.00	84.97	0.00	84.97
5616 Golf Cart Maintenance	0.00	0.00	0.00	319.92	319.92
5600 Total REC FACILITIES	1,070.00	1,603.67	274.54	820.28	3,768.49
6000 PAYROLL & EMPLOYEE BENEFITS					
6012 Wages- Golf Course	16,070.79	16,403.89	14,625.44	18,215.96	65,316.08
6013 Employee Benefits- Golf Course	875.92	1,023.03	673.74	1,149.80	3,722.49
6014 Employer Taxes- Golf Course	1,939.96	1,856.20	1,620.54	2,034.40	7,451.10
6000 Total PAYROLL & EMPLOYEE BEN	18,886.67	19,283.12	16,919.72	21,400.16	76,489.67
TOTAL EXPENSE	24,274.08	26,820.99	20,592.69	25,020.80	96,708.56
NET INCOME	-24,274.08	-26,820.99	-20,592.69	-25,020.80	-96,708.56

NET INCOME SUMMARY

	JAN 23	FEB 23	MAR 23	APR 23	TOTAL
Income	0.00	0.00	0.00	0.00	0.00
Expense	-24,274.08	-26,820.99	-20,592.69	-25,020.80	-96,708.56
NET INCOME	-24,274.08	-26,820.99	-20,592.69	-25,020.80	-96,708.56



Budget Comparison

Property: King City Pro Shop

Comparison Periods: 04/01/23 - 04/30/23 and 01/01/23 - 04/30/23 (cash basis)

	Actual 04/01/23 - 04/30/23	Budget 04/23 - 04/23	\$ Change	% Change	Actual YTD 01/01/23 - 04/30/23	Budget YTD 01/23 - 04/23	\$ Change	% Change
INCOME								
4000 Income								
4103 Annual Unlimited Golf Pass	1,200.00	2,700.00	-1,500.00	-55.6 %	30,140.00	10,800.00	19,340.00	179.1 %
4104 Winter Golf Pass	0.00	66.67	-66.67	-100.0 %	75.00	266.68	-191.68	-71.9 %
4105 Season Golf Pass	6,196.00	4,250.00	1,946.00	45.8 %	38,806.00	17,000.00	21,806.00	128.3 %
4106 Annual Cart Registration	720.00	341.67	378.33	110.7 %	4,600.00	1,366.68	3,233.32	236.6 %
4107 Golf Club Storage	0.00	41.67	-41.67	-100.0 %	540.00	166.68	373.32	224.0 %
4108 Daily Green Fees	15,736.00	13,333.34	2,402.66	18.0 %	36,627.00	53,333.36	-16,706.36	-31.3 %
4110 Sales- Food	495.50	416.67	78.83	18.9 %	971.00	1,666.68	-695.68	-41.7 %
4111 Sales- Beer & Wine	649.50	416.67	232.83	55.9 %	1,829.50	1,666.68	162.82	9.8 %
4112 Sales- Merchandise	740.00	750.00	-10.00	-1.3 %	1,564.45	3,000.00	-1,435.55	-47.9 %
4113 Youth Golf Pass	230.00	33.34	196.66	589.9 %	690.00	133.36	556.64	417.4 %
4114 Daily Trail Pass	30.00	54.17	-24.17	-44.6 %	490.00	216.68	273.32	126.1 %
4115 Golf Repair Income	6.00	4.17	1.83	43.9 %	53.00	16.68	36.32	217.7 %
4116 Power Cart Rentals	1,910.00	2,250.00	-340.00	-15.1 %	3,022.50	9,000.00	-5,977.50	-66.4 %
4117 Golf Clubs & Pull Cart Rentals	315.00	416.67	-101.67	-24.4 %	832.00	1,666.68	-834.68	-50.1 %
4000 Total Income	28,228.00	25,075.04	3,152.96	12.6 %	120,240.45	100,300.16	19,940.29	19.9 %
TOTAL INCOME	28,228.00	25,075.04	3,152.96	12.6 %	120,240.45	100,300.16	19,940.29	19.9 %
EXPENSE								
5000 Maintenance and Repair Services								
5187 Supplies- Pro Shop	0.00	41.67	-41.67	-100.0 %	225.00	166.68	58.32	35.0 %
5000 Total Maintenance and Repair Serv	0.00	41.67	-41.67	-100.0 %	225.00	166.68	58.32	35.0 %
5300 UTILITY								
5310 Utility- Water- Pro Shop	236.71	458.34	-221.63	-48.4 %	865.30	1,833.36	-968.06	-52.8 %
5311 Utility- Electricity- Pro Shop	515.07	616.67	-101.60	-16.5 %	2,194.11	2,466.68	-272.57	-11.1 %
5312 Utility- Garbage & Recycling- Pro S	77.12	79.17	-2.05	-2.6 %	319.72	316.68	3.04	1.0 %
5300 Total UTILITY	828.90	1,154.18	-325.28	-28.2 %	3,379.13	4,616.72	-1,237.59	-26.8 %
5400 ADMIN SERVICES								
5403 Advertising & Promotion- Pro Shop	0.00	375.00	-375.00	-100.0 %	150.00	1,500.00	-1,350.00	-90.0 %
5411 Advertising & Promotion Operatio:	438.00	0.00	438.00		438.00	0.00	438.00	
5423 Office Supplies- Pro Shop	-85.27	100.00	-185.27	-185.3 %	162.88	400.00	-237.12	-59.3 %
5455 Licenses/Annual Reports- Pro Shop	560.00	58.34	501.66	859.9 %	596.55	233.36	363.19	155.6 %
5400 Total ADMIN SERVICES	912.73	533.34	379.39	71.1 %	1,347.43	2,133.36	-785.93	-36.8 %
5550 COST OF GOODS SOLD								
5481 Cost of Goods Merchant Fee	0.00	833.34	-833.34	-100.0 %	0.00	3,333.36	-3,333.36	-100.0 %
5551 Cost of Goods Sold- Beer & Wine	236.49	225.00	11.49	5.1 %	882.02	900.00	-17.98	-2.0 %

	Actual 04/01/23 - 04/30/23	Budget 04/23 - 04/23	\$ Change	% Change	Actual YTD 01/01/23 - 04/30/23	Budget YTD 01/23 - 04/23	\$ Change	% Change
5552 Cost of Goods Sold- Food	519.72	225.00	294.72	131.0 %	889.03	900.00	-10.97	-1.2 %
5553 Cost of Goods Sold- Merchandise	688.29	500.00	188.29	37.7 %	2,601.12	2,000.00	601.12	30.1 %
5554 Cost of Goods Sold- Merchant Fee:	734.97	0.00	734.97		2,626.76	0.00	2,626.76	
5560 Golf Pass Refunds	0.00	0.00	0.00		630.00	0.00	630.00	
5550 Total COST OF GOODS SOLD	2,179.47	1,783.34	396.13	22.2 %	7,628.93	7,133.36	495.57	6.9 %
5600 REC FACILITIES								
5601 Heat & A/C	1,669.10	0.00	1,669.10		1,669.10	0.00	1,669.10	
5616 Golf Cart Maintenance	0.00	250.00	-250.00	-100.0 %	639.84	1,000.00	-360.16	-36.0 %
5600 Total REC FACILITIES	1,669.10	250.00	1,419.10	567.6 %	2,308.94	1,000.00	1,308.94	130.9 %
6000 PAYROLL & EMPLOYEE BENEFITS								
6008 Wages- Pro Shop	7,615.19	10,966.67	-3,351.48	-30.6 %	27,853.65	43,866.68	-16,013.03	-36.5 %
6009 Employee Benefits- Pro Shop	147.62	250.00	-102.38	-41.0 %	887.50	1,000.00	-112.50	-11.2 %
6010 Employer Taxes- Pro Shop	875.76	987.67	-111.91	-11.3 %	3,264.84	3,950.68	-685.84	-17.4 %
6016 Wages- Temp- Pro Shop	0.00	100.00	-100.00	-100.0 %	0.00	400.00	-400.00	-100.0 %
6000 Total PAYROLL & EMPLOYEE BENEFITS	8,638.57	12,304.34	-3,665.77	-29.8 %	32,005.99	49,217.36	-17,211.37	-35.0 %
TOTAL EXPENSE	14,228.77	16,066.87	-1,838.10	-11.4 %	46,895.42	64,267.48	-17,372.06	-27.0 %
NET INCOME	13,999.23	9,008.17	4,991.06	55.4 %	73,345.03	36,032.68	37,312.35	103.6 %
NET INCOME SUMMARY								
Income	28,228.00	25,075.04	3,152.96	12.6 %	120,240.45	100,300.16	19,940.29	19.9 %
Expense	-14,228.77	-16,066.87	1,838.10	11.4 %	-46,895.42	-64,267.48	17,372.06	27.0 %
Other Income & Expense	0.00	0.00	0.00		0.00	0.00	0.00	
NET INCOME	13,999.23	9,008.17	4,991.06	55.4 %	73,345.03	36,032.68	37,312.35	103.6 %

Profit & Loss 12 Month Recap

Property: King City Pro Shop
 Monthly recap 01/01/23 - 04/30/23 (cash basis)

	JAN 23	FEB 23	MAR 23	APR 23	TOTAL
INCOME					
4000 Income					
4103 Annual Unlimited Golf Pass	27,080.00	630.00	1,230.00	1,200.00	30,140.00
4104 Winter Golf Pass	75.00	0.00	0.00	0.00	75.00
4105 Season Golf Pass	7,650.00	7,140.00	17,820.00	6,196.00	38,806.00
4106 Annual Cart Registration	2,920.00	360.00	600.00	720.00	4,600.00
4107 Golf Club Storage	450.00	90.00	0.00	0.00	540.00
4108 Daily Green Fees	5,508.00	5,709.00	9,674.00	15,736.00	36,627.00
4110 Sales- Food	84.50	133.00	258.00	495.50	971.00
4111 Sales- Beer & Wine	233.00	292.00	655.00	649.50	1,829.50
4112 Sales- Merchandise	375.00	159.95	289.50	740.00	1,564.45
4113 Youth Golf Pass	115.00	115.00	230.00	230.00	690.00
4114 Daily Trail Pass	110.00	210.00	140.00	30.00	490.00
4115 Golf Repair Income	0.00	0.00	47.00	6.00	53.00
4116 Power Cart Rentals	105.00	267.50	740.00	1,910.00	3,022.50
4117 Golf Clubs & Pull Cart Rentals	80.00	120.00	317.00	315.00	832.00
4000 Total Income	44,785.50	15,226.45	32,000.50	28,228.00	120,240.45
TOTAL INCOME	44,785.50	15,226.45	32,000.50	28,228.00	120,240.45
EXPENSE					
5000 Maintenance and Repair Services					
5187 Supplies- Pro Shop	0.00	0.00	225.00	0.00	225.00
5000 Total Maintenance and Repair Serv	0.00	0.00	225.00	0.00	225.00
5300 UTILITY					
5310 Utility- Water- Pro Shop	200.47	218.59	209.53	236.71	865.30
5311 Utility- Electricity- Pro Shop	0.00	635.60	1,043.44	515.07	2,194.11
5312 Utility- Garbage & Recycling- Pro Sh	88.36	77.12	77.12	77.12	319.72
5300 Total UTILITY	288.83	931.31	1,330.09	828.90	3,379.13
5400 ADMIN SERVICES					
5403 Advertising & Promotion- Pro Shop	0.00	150.00	0.00	0.00	150.00
5411 Advertising & Promotion Operations	0.00	0.00	0.00	438.00	438.00
5423 Office Supplies- Pro Shop	0.00	85.27	162.88	-85.27	162.88
5455 Licenses/Annual Reports- Pro Shop	0.00	36.55	0.00	560.00	596.55
5400 Total ADMIN SERVICES	0.00	271.82	162.88	912.73	1,347.43
5550 COST OF GOODS SOLD					
5551 Cost of Goods Sold- Beer & Wine	232.25	0.00	413.28	236.49	882.02
5552 Cost of Goods Sold- Food	96.64	0.00	272.67	519.72	889.03
5553 Cost of Goods Sold- Merchandise	0.00	1,062.52	850.31	688.29	2,601.12

	JAN 23	FEB 23	MAR 23	APR 23	TOTAL
5554 Cost of Goods Sold- Merchant Fees	719.46	761.82	410.51	734.97	2,626.76
5560 Golf Pass Refunds	630.00	0.00	0.00	0.00	630.00
5550 Total COST OF GOODS SOLD	1,678.35	1,824.34	1,946.77	2,179.47	7,628.93
5600 REC FACILITIES					
5601 Heat & A/C	0.00	0.00	0.00	1,669.10	1,669.10
5616 Golf Cart Maintenance	0.00	639.84	0.00	0.00	639.84
5600 Total REC FACILITIES	0.00	639.84	0.00	1,669.10	2,308.94
6000 PAYROLL & EMPLOYEE BENEFITS					
6008 Wages- Pro Shop	6,147.41	7,126.64	6,964.41	7,615.19	27,853.65
6009 Employee Benefits- Pro Shop	173.00	251.20	315.68	147.62	887.50
6010 Employer Taxes- Pro Shop	751.23	838.88	798.97	875.76	3,264.84
6000 Total PAYROLL & EMPLOYEE BEN	7,071.64	8,216.72	8,079.06	8,638.57	32,005.99
TOTAL EXPENSE	9,038.82	11,884.03	11,743.80	14,228.77	46,895.42
NET INCOME	35,746.68	3,342.42	20,256.70	13,999.23	73,345.03

NET INCOME SUMMARY

	JAN 23	FEB 23	MAR 23	APR 23	TOTAL
Income	44,785.50	15,226.45	32,000.50	28,228.00	120,240.45
Expense	-9,038.82	-11,884.03	-11,743.80	-14,228.77	-46,895.42
NET INCOME	35,746.68	3,342.42	20,256.70	13,999.23	73,345.03

