

King City Civic Association  
Summary  
(Modified Cash Basis)  
April 2022

		Operating Fund	Replacement Reserve Fund	Golf Course	Pro Shop	Total Fund Balances
Beginning Equity		1,757,095.31	(366,441.65)	629,689.75	329,343.50	2,349,686.91
Operating Investment Fund		45,000.00				45,000.00
Aquatic Center Settlement			15,000.74			15,000.74
		<u>1,802,095.31</u>	<u>(351,440.91)</u>	<u>629,689.75</u>	<u>329,343.50</u>	<u>2,409,687.65</u>
Income		959,090.31	179,576.08		119,461.45	1,258,127.84
Expenses	***	(255,503.21)	(94,556.53)	(94,153.57)	(38,490.94)	(482,704.25)
Net income		<u>703,587.10</u>	<u>85,019.55</u>	<u>(94,153.57)</u>	<u>80,970.51</u>	<u>775,423.59</u>
Ending Equity		<u>2,505,682.41</u>	<u>(266,421.36)</u>	<u>535,536.18</u>	<u>410,314.01</u>	<u>3,185,111.24</u>
Cash in NW Bank Operating	1010	77,215.33				77,215.33
Cash in NW Bank DDM Cheking	1013	-				-
Cash in NW Bank Debit Card	1015	4,891.36				4,891.36
Cash in Columbia Bank Operating (Petty Cash)	1016	2,995.82				2,995.82
Cash in Pety Cash	1018	500.00				500.00
Cash in DDM Op Sweep	1019	538,745.48				538,745.48
Cash in NW Bank MM Reserves	1011		162,186.11			162,186.11
Cash in NW Bank Replacement Reserves	1020					-
Cash in NW Bank DDM Sweep	1022		706,967.07			706,967.07
Cash in NW Bank Ln DDM Reserve	1023					-
Cash in NW Bank Loan Payment Reserve	1024		102,686.10			102,686.10
Cash in US Bank- Pro Shop	1014				55,313.53	55,313.53
Cash in CB MM- Pro Shop	1017				294,991.78	294,991.78
Undeposited funds	12000					-
Pass through	12001	101.55			(1,355.44)	(1,253.89)
Land & Improvements	1500	212,264.56				212,264.56
Buildings	1501	1,182,505.45				1,182,505.45
Irrigation	1502	501,703.25				501,703.25
Software Owned	1503	5,023.50				5,023.50
Furniture & Fixtures	1504	92,303.70				92,303.70
Office Furniture & Equipment	1505	31,768.38				31,768.38
Aquatic Center	1509	1,867,877.42				1,867,877.42
Accumulated Depreciation	1510	(2,184,355.85)				(2,184,355.85)
Golf Machinery & Equipment	1506			629,624.56		629,624.56
Accounts Payable	2000					-
Notes Payable	2100		(1,088,047.54)			(1,088,047.54)
Capital Lease Liability	2110	(4,223.38)				(4,223.38)
Capital Lease Liability- Golf Course	2111					-
Donations- Liability- Pool	2120	(1,215.88)				(1,215.88)
Donations- Liability- Golf Course	2121			(1,310.00)		(1,310.00)
Donations Liability- Library	2122	(1,634.70)				(1,634.70)
Donations Liability- Hello Neighbors	2123	(213.23)				(213.23)
Prepaid Assessments	2210	(2,197.69)				(2,197.69)
Deferred Revenue- 2022 Golf Passes	2250					-
		<u>2,324,055.07</u>	<u>(116,208.26)</u>	<u>628,314.56</u>	<u>348,949.87</u>	<u>3,185,111.24</u>
Interfund Due	**	<u>181,627.34</u>	<u>(150,213.10)</u>	<u>(92,778.38)</u>	<u>61,364.14</u>	<u>-</u>
Amounts due from Quickbooks- when does this transfer?	**	118,777.79	(118,777.79)			
Golf Expenses paid by Operating YTD	**	94,153.57		(94,153.57)		
Operating expense paid by Pro Shop	**	(61,364.14)			61,364.14	
Reserve expense paid by Operating 2021- Transfer ASAP	**	13,131.32	(13,131.32)			
Reserve expense paid by Operating YTD- Transfer ASAP	**	16,928.80	(16,928.80)			
Reserve expenses reclassified from Golf expenses- 2021	**		(1,375.19)	1,375.19		
		<u>181,627.34</u>	<u>(150,213.10)</u>	<u>(92,778.38)</u>	<u>61,364.14</u>	<u>-</u>

Note: Reserve account negative balance will have an automatic transfer from Sweep when check clears.

# Balance Sheet

All Properties  
As of 04/30/22 (cash basis)

## ASSETS

### Bank

1010 Cash in NW Bank Operating	77,215.33
1011 Cash in NW Bank Money Market Reserves	162,186.11
1014 Cash in US Bank Op	55,313.53
1015 Cash in NW Bank Debit Card	4,891.36
1016 Cash in Columbia Bank Operating	2,995.82
1017 Cash in Columbia Bank MM Operating	294,991.78
1018 Petty Cash	500.00
1019 Cash in NW Bank DDM Op Checking Sweep	538,745.48
1022 Cash in NW Bank Sweep Reserve	706,967.07
1024 Cash in NW Bank Ln Pmt Reserve	102,686.10

Total Bank 1,946,492.58

### Other Current Asset

12001 Pass-through	101.55
12002 Pass through- CB & US Bank	-1,355.44

Total Other Current Asset -1,253.89

### Fixed Asset

1500 Land & Improvements	212,264.56
1501 Buildings	1,182,505.45
1502 Irrigation	501,703.25
1503 Software Owned	5,023.50
1504 Furniture & Fixtures	92,303.70
1505 Office Furniture & Equipment	31,768.38
1506 Golf Machinery/Equipment	629,624.56
1509 Aquatic Center	1,867,877.42
1510 Accumulated Depreciation	-2,184,355.85

Total Fixed Asset 2,338,714.97

## TOTAL ASSETS

**4,283,953.66**

## LIABILITIES & EQUITY

### Liabilities

#### Other Current Liability

2100 Notes Payable	1,088,047.54
2110 Capital Lease Liability	4,223.38
2120 Donations- Pools	1,215.88
2121 Donations- Golf Course	1,310.00
2122 Donations- Library	1,634.70
2123 Donations- Hello Neighbors	213.23
2210 Prepaid Assessments	2,197.69

Total Other Current Liability 1,098,842.42

### Total Liabilities

1,098,842.42

### Equity

3001 Operating Fund Balance Prior Year	1,757,095.31
3002 Replacement Fund Balance Prior Year	-366,441.65
3005 Operating Investment Fund	45,000.00

3007 Golf Course Fund Balance Prior Year	629,689.75
3008 Pro Shop Fund Balance Prior Year	329,343.50
3020 Aquatic Center Settlement	15,000.74
3101 Current Year Income	<u>775,423.59</u>
<b>Total Equity</b>	<u>3,185,111.24</u>
<b>TOTAL LIABILITIES &amp; EQUITY</b>	<u><u>4,283,953.66</u></u>

Preliminary, Reviewed for reasonableness  
F. K. Treasurer

# Budget Comparison

All Properties

Comparison Periods: 04/01/22 - 04/30/22 and 01/01/22 - 04/30/22 (cash basis)

	Actual 04/01/22 - 04/30/22	Budget 04/22 - 04/22	\$ Change	% Change	Actual YTD 01/01/22 - 04/30/22	Budget YTD 01/22 - 04/22	\$ Change	% Change
<b>INCOME</b>								
4000 Income								
4001 Regular Assessments	23,757.24	0.00	23,757.24		989,173.37	1,161,000.00	-171,826.63	-14.8 %
4100 Interest Revenue	85.72	0.00	85.72		181.94	0.00	181.94	
4102 Convenience Fees	0.00	8.34	-8.34	-100.0 %	0.00	33.36	-33.36	-100.0 %
4103 Annual Unlimited Golf Pass	0.00	1,791.67	-1,791.67	-100.0 %	26,925.00	7,166.68	19,758.32	275.7 %
4104 Winter Golf Pass	0.00	125.00	-125.00	-100.0 %	450.00	500.00	-50.00	-10.0 %
4105 Season Golf Pass	5,600.00	4,000.00	1,600.00	40.0 %	40,425.00	16,000.00	24,425.00	152.7 %
4106 Trail Pass- Cart Registration	515.00	261.67	253.33	96.8 %	3,255.00	1,046.68	2,208.32	211.0 %
4107 Golf Club Storage	0.00	70.42	-70.42	-100.0 %	375.00	281.68	93.32	33.1 %
4108 Daily Green Fees	12,926.00	12,500.00	426.00	3.4 %	39,849.00	50,000.00	-10,151.00	-20.3 %
4109 Facility Rental	-939.00	208.34	-1,147.34	-550.7 %	2,250.00	833.36	1,416.64	170.0 %
4110 Sales- Food	261.00	558.34	-297.34	-53.3 %	706.50	2,233.36	-1,526.86	-68.4 %
4111 Sales- Beer & Wine	309.00	500.00	-191.00	-38.2 %	759.00	2,000.00	-1,241.00	-62.0 %
4112 Sales- Merchandise	631.95	500.00	131.95	26.4 %	1,658.95	2,000.00	-341.05	-17.1 %
4113 Youth Golf Pass	130.00	62.50	67.50	108.0 %	130.00	250.00	-120.00	-48.0 %
4115 Golf Repair Income	0.00	8.34	-8.34	-100.0 %	0.00	33.36	-33.36	-100.0 %
4116 Power Cart Rentals	3,448.00	1,943.34	1,504.66	77.4 %	4,928.00	7,773.36	-2,845.36	-36.6 %
4501 Late Charges	550.00	250.00	300.00	120.0 %	1,575.00	1,000.00	575.00	57.5 %
4511 Keys and Fobs	28.00	83.34	-55.34	-66.4 %	459.00	333.36	125.64	37.7 %
4000 Total Income	47,302.91	22,871.30	24,431.61	106.8 %	1,113,100.76	1,252,485.20	-139,384.44	-11.1 %
4900 Reserve Income								
4902 Transfer Fees- Reserve Assessment	32,752.50	0.00	32,752.50		144,431.00	0.00	144,431.00	
4906 Reserve Interest	142.40	0.00	142.40		596.08	0.00	596.08	
4900 Total Reserve Income	32,894.90	0.00	32,894.90		145,027.08	0.00	145,027.08	
<b>TOTAL INCOME</b>	<b>80,197.81</b>	<b>22,871.30</b>	<b>57,326.51</b>	<b>250.6 %</b>	<b>1,258,127.84</b>	<b>1,252,485.20</b>	<b>5,642.64</b>	<b>0.5 %</b>
<b>EXPENSE</b>								
5000 Maintenance and Repair Services								
5001 General Maintenance/Repair	-31.53	41.67	-73.20	-175.7 %	613.53	166.68	446.85	268.1 %
5006 Tool & Small Equipment	0.00	125.00	-125.00	-100.0 %	49.99	500.00	-450.01	-90.0 %
5007 Equipment Parts- Golf Course	718.20	1,125.00	-406.80	-36.2 %	5,449.44	4,500.00	949.44	21.1 %
5008 Janitorial Services	130.70	333.34	-202.64	-60.8 %	1,036.77	1,333.36	-296.59	-22.2 %
5010 Janitorial Supplies	351.00	1,015.67	-664.67	-65.4 %	1,898.59	4,062.68	-2,164.09	-53.3 %
5011 Gas & Oil	253.15	1,100.00	-846.85	-77.0 %	2,844.78	4,400.00	-1,555.22	-35.3 %
5162 Security/Monitoring	325.00	166.67	158.33	95.0 %	700.00	666.68	33.32	5.0 %
5163 Security/Monitoring- Pro Shop	0.00	80.84	-80.84	-100.0 %	468.45	323.36	145.09	44.9 %
5164 Alarm Monitoring- Golf Course	0.00	50.00	-50.00	-100.0 %	0.00	200.00	-200.00	-100.0 %

	Actual 04/01/22 - 04/30/22	Budget 04/22 - 04/22	\$ Change	% Change	Actual YTD 01/01/22 - 04/30/22	Budget YTD 01/22 - 04/22	\$ Change	% Change
5186 Supplies- Operating	0.00	0.00	0.00		235.77	0.00	235.77	
5187 Supplies- Pro Shop	0.00	72.50	-72.50	-100.0 %	277.76	290.00	-12.24	-4.2 %
5188 Supplies- Golf Course	75.10	500.00	-424.90	-85.0 %	508.44	2,000.00	-1,491.56	-74.6 %
5000 Total Maintenance and Repair Serv	1,821.62	4,610.69	-2,789.07	-60.5 %	14,083.52	18,442.76	-4,359.24	-23.6 %
<b>5200 LANDSCAPING</b>								
5201 Landscape Contract Services	252.00	416.67	-164.67	-39.5 %	1,344.62	1,666.68	-322.06	-19.3 %
5202 Earth Materials	678.70	750.00	-71.30	-9.5 %	2,026.69	3,000.00	-973.31	-32.4 %
5204 Tree Replacement/Pruning	1,732.00	833.34	898.66	107.8 %	2,882.00	3,333.36	-451.36	-13.5 %
5206 Drainage	0.00	41.67	-41.67	-100.0 %	0.00	166.68	-166.68	-100.0 %
5209 Irrigation Repairs	0.00	208.34	-208.34	-100.0 %	0.00	833.36	-833.36	-100.0 %
5214 Fertilizer	8,667.44	1,250.00	7,417.44	593.4 %	8,777.47	5,000.00	3,777.47	75.5 %
5215 Chemicals- Golf Course	0.00	1,583.34	-1,583.34	-100.0 %	875.00	6,333.36	-5,458.36	-86.2 %
5200 Total LANDSCAPING	11,330.14	5,083.36	6,246.78	122.9 %	15,905.78	20,333.44	-4,427.66	-21.8 %
<b>5300 UTILITY</b>								
5301 Utility - Water	428.80	1,250.00	-821.20	-65.7 %	1,657.22	5,000.00	-3,342.78	-66.9 %
5302 Utility - Sewer	0.00	1,083.34	-1,083.34	-100.0 %	4,257.24	4,333.36	-76.12	-1.8 %
5303 Utility - Electricity	1,286.28	629.17	657.11	104.4 %	4,355.08	2,516.68	1,838.40	73.0 %
5304 Utility - Natural Gas	1,630.10	375.00	1,255.10	334.7 %	8,227.49	1,500.00	6,727.49	448.5 %
5305 Utility - Garbage and Recycling	257.56	500.00	-242.44	-48.5 %	924.24	2,000.00	-1,075.76	-53.8 %
5306 Utility - Telephone	1,434.82	1,666.67	-231.85	-13.9 %	5,747.32	6,666.68	-919.36	-13.8 %
5308 Utility - Cable Television	0.00	2.00	-2.00	-100.0 %	6.33	8.00	-1.67	-20.9 %
5309 Utility - Internet Services	199.95	208.34	-8.39	-4.0 %	799.80	833.36	-33.56	-4.0 %
5310 Utility- Water- Pro Shop	241.18	525.00	-283.82	-54.1 %	933.50	2,100.00	-1,166.50	-55.5 %
5311 Utility- Electricity- Pro Shop	460.53	475.00	-14.47	-3.0 %	1,491.35	1,900.00	-408.65	-21.5 %
5312 Utility- Garbage & Recycling- Pro S	73.78	70.84	2.94	4.2 %	295.12	283.36	11.76	4.2 %
5313 Utility- Water- Golf Course	97.43	116.67	-19.24	-16.5 %	279.22	466.68	-187.46	-40.2 %
5314 Utility- Electricity- Golf Course	957.98	1,375.00	-417.02	-30.3 %	2,719.68	5,500.00	-2,780.32	-50.6 %
5315 Utility- Garbage & Recycling- Golf	400.05	166.67	233.38	140.0 %	1,441.20	666.68	774.52	116.2 %
5318 Utility- Sewer- Golf Course	0.00	166.67	-166.67	-100.0 %	787.80	666.68	121.12	18.2 %
5319 Utility- Water- Pool	137.96	641.67	-503.71	-78.5 %	480.48	2,566.68	-2,086.20	-81.3 %
5321 Utility- Electricity- Pool	1,160.33	1,166.67	-6.34	-0.5 %	3,460.02	4,666.68	-1,206.66	-25.9 %
5324 Utility- Natrual Gas- Pro Shop	0.00	625.00	-625.00	-100.0 %	0.00	2,500.00	-2,500.00	-100.0 %
5330 Utility- Effluent Water	0.00	1,666.67	-1,666.67	-100.0 %	0.00	6,666.68	-6,666.68	-100.0 %
5300 Total UTILITY	8,766.75	12,710.38	-3,943.63	-31.0 %	37,863.09	50,841.52	-12,978.43	-25.5 %
<b>5400 ADMIN SERVICES</b>								
5401 Management Services - Contract	4,700.00	4,700.00	0.00	0.0 %	18,800.00	18,800.00	0.00	0.0 %
5402 Management Services - Extra	0.00	0.00	0.00		49.30	0.00	49.30	
5403 Advertising & Promotion- Pro Shop	0.00	225.00	-225.00	-100.0 %	0.00	900.00	-900.00	-100.0 %
5405 Merchant Fees- Pro Shop	2,593.07	0.00	2,593.07		2,593.07	0.00	2,593.07	
5407 Dues/Memberships/Subscriptions	690.50	666.67	23.83	3.6 %	2,515.22	2,666.68	-151.46	-5.7 %
5410 Office Supplies/Printing/Postage	371.43	583.34	-211.91	-36.3 %	2,441.31	2,333.36	107.95	4.6 %
5411 Advertising & Promotion Operations	0.00	0.00	0.00		386.00	0.00	386.00	
5413 Mileage- Training/CE/Meetings	400.00	250.00	150.00	60.0 %	1,000.00	1,000.00	0.00	0.0 %

	Actual 04/01/22 - 04/30/22	Budget 04/22 - 04/22	\$ Change	% Change	Actual YTD 01/01/22 - 04/30/22	Budget YTD 01/22 - 04/22	\$ Change	% Change
5415 Delivery & Newspaper Distribution	0.00	333.34	-333.34	-100.0 %	0.00	1,333.36	-1,333.36	-100.0 %
5419 Member Services	3,324.90	500.00	2,824.90	565.0 %	3,324.90	2,000.00	1,324.90	66.2 %
5420 Musicals- Monthly	0.00	125.00	-125.00	-100.0 %	0.00	500.00	-500.00	-100.0 %
5421 Hello Neighbors	401.26	83.34	317.92	381.5 %	572.38	333.36	239.02	71.7 %
5422 Reserve Study Preparation/Update	0.00	666.67	-666.67	-100.0 %	0.00	2,666.68	-2,666.68	-100.0 %
5423 Office Supplies- Pro Shop	117.78	25.00	92.78	371.1 %	549.82	100.00	449.82	449.8 %
5430 Website Expenses	208.46	452.50	-244.04	-53.9 %	508.46	1,810.00	-1,301.54	-71.9 %
5431 Library Expenses	674.79	291.67	383.12	131.4 %	1,165.67	1,166.68	-1.01	-0.1 %
5438 Legal/Collection Expenses	3,373.60	2,625.00	748.60	28.5 %	10,227.10	10,500.00	-272.90	-2.6 %
5440 Legal- Pool Litigation	23,982.83	4,875.00	19,107.83	392.0 %	38,751.91	19,500.00	19,251.91	98.7 %
5446 Accounting/Tax Returns/Reviews	2,675.00	1,250.00	1,425.00	114.0 %	4,713.00	5,000.00	-287.00	-5.7 %
5450 Tax Expense	0.00	533.34	-533.34	-100.0 %	0.00	2,133.36	-2,133.36	-100.0 %
5454 Licenses/Annual Reports- Operatio	0.00	133.34	-133.34	-100.0 %	0.00	533.36	-533.36	-100.0 %
5455 Licenses/Annual Reports- Pro Shop	0.00	100.00	-100.00	-100.0 %	435.00	400.00	35.00	8.8 %
5458 Insurance	3,423.64	4,916.67	-1,493.03	-30.4 %	11,801.38	19,666.68	-7,865.30	-40.0 %
5459 Auto Insurance	215.11	233.34	-18.23	-7.8 %	809.62	933.36	-123.74	-13.3 %
5478 Bank Charges	5.00	32.50	-27.50	-84.6 %	70.00	130.00	-60.00	-46.2 %
5479 Merchant Fees	-1,511.67	8.34	-1,520.01	-18,225.5 %	384.28	33.36	350.92	1,051.9 %
5481 Cost of Goods Merchant Fee	0.00	591.67	-591.67	-100.0 %	0.00	2,366.68	-2,366.68	-100.0 %
5493 Gifts	0.00	41.67	-41.67	-100.0 %	0.00	166.68	-166.68	-100.0 %
5495 Loan Interest Expense	0.00	0.00	0.00		55,216.53	0.00	55,216.53	
5498 Cash Over/Short- Operations	0.00	4.17	-4.17	-100.0 %	0.00	16.68	-16.68	-100.0 %
5499 Cash Over/Short- Pro Shop	0.00	8.34	-8.34	-100.0 %	0.00	33.36	-33.36	-100.0 %
5400 Total ADMIN SERVICES	45,645.70	24,255.91	21,389.79	88.2 %	156,314.95	97,023.64	59,291.31	61.1 %
<b>5490 EQUIPMENT LEASES &amp; RENTALS</b>								
5491 Equipment Leases	244.89	333.34	-88.45	-26.5 %	1,100.38	1,333.36	-232.98	-17.5 %
5490 Total EQUIPMENT LEASES & REN	244.89	333.34	-88.45	-26.5 %	1,100.38	1,333.36	-232.98	-17.5 %
<b>5500 Miscellaneous Charges</b>								
5501 Late Charges	680.00	0.00	680.00		2,835.00	0.00	2,835.00	
5506 NSF Charge	0.00	0.00	0.00		35.00	0.00	35.00	
5508 Keys and Fobs	0.00	0.00	0.00		35.00	0.00	35.00	
5520 Refunds- Assessment	1,482.47	125.00	1,357.47	1,086.0 %	4,808.90	500.00	4,308.90	861.8 %
5500 Total Miscellaneous Charges	2,162.47	125.00	2,037.47	1,630.0 %	7,713.90	500.00	7,213.90	1,442.8 %
<b>5550 COST OF GOODS SOLD</b>								
5551 Cost of Goods Sold- Beer & Wine	356.11	333.34	22.77	6.8 %	525.85	1,333.36	-807.51	-60.6 %
5552 Cost of Goods Sold- Food	0.00	375.00	-375.00	-100.0 %	251.44	1,500.00	-1,248.56	-83.2 %
5553 Cost of Goods Sold- Merchandise	348.53	333.34	15.19	4.6 %	2,913.67	1,333.36	1,580.31	118.5 %
5560 Golf Pass Refunds	0.00	58.34	-58.34	-100.0 %	0.00	233.36	-233.36	-100.0 %
5550 Total COST OF GOODS SOLD	704.64	1,100.02	-395.38	-35.9 %	3,690.96	4,400.08	-709.12	-16.1 %
<b>5600 REC FACILITIES</b>								
5510 Facilities Rental Refund	0.00	0.00	0.00		25.00	0.00	25.00	
5601 Heat & A/C	0.00	541.67	-541.67	-100.0 %	959.93	2,166.68	-1,206.75	-55.7 %

	Actual 04/01/22 - 04/30/22	Budget 04/22 - 04/22	\$ Change	% Change	Actual YTD 01/01/22 - 04/30/22	Budget YTD 01/22 - 04/22	\$ Change	% Change
5602 Roof Maintenance	0.00	291.67	-291.67	-100.0 %	0.00	1,166.68	-1,166.68	-100.0 %
5603 Contractors	4,745.00	916.67	3,828.33	417.6 %	22,904.50	3,666.68	19,237.82	524.7 %
5604 Facility Supplies	528.21	208.34	319.87	153.5 %	1,435.29	833.36	601.93	72.2 %
5605 Swimming Pool Services	0.00	233.34	-233.34	-100.0 %	0.00	933.36	-933.36	-100.0 %
5606 Swimming Pool Parts & Supplies	448.69	666.67	-217.98	-32.7 %	1,778.83	2,666.68	-887.85	-33.3 %
5610 Swimming Pool Cleaning Services	0.00	625.00	-625.00	-100.0 %	0.00	2,500.00	-2,500.00	-100.0 %
5611 Janitorial Services	353.72	333.34	20.38	6.1 %	1,102.67	1,333.36	-230.69	-17.3 %
5613 Swimming Pool Monitoring	306.00	320.00	-14.00	-4.4 %	1,224.00	1,280.00	-56.00	-4.4 %
5616 Golf Cart Maintenance	0.00	250.00	-250.00	-100.0 %	0.00	1,000.00	-1,000.00	-100.0 %
5600 Total REC FACILITIES	6,381.62	4,386.70	1,994.92	45.5 %	29,430.22	17,546.80	11,883.42	67.7 %
<b>6000 PAYROLL &amp; EMPLOYEE BENEFITS</b>								
6001 Employee Benefits	610.49	2,438.34	-1,827.85	-75.0 %	2,733.36	9,753.36	-7,020.00	-72.0 %
6002 Wages	12,137.72	23,015.84	-10,878.12	-47.3 %	37,192.17	92,063.36	-54,871.19	-59.6 %
6003 Wages- Temp	8,942.21	0.00	8,942.21		45,276.15	0.00	45,276.15	
6004 Employer Taxes	1,386.88	2,382.17	-995.29	-41.8 %	4,333.87	9,528.68	-5,194.81	-54.5 %
6006 Payroll Fees	302.34	258.34	44.00	17.0 %	1,328.32	1,033.36	294.96	28.5 %
6008 Wages- Pro Shop	7,050.23	7,903.09	-852.86	-10.8 %	23,937.95	31,612.36	-7,674.41	-24.3 %
6009 Employee Benefits- Pro Shop	173.00	1,027.42	-854.42	-83.2 %	895.52	4,109.68	-3,214.16	-78.2 %
6010 Employer Taxes- Pro Shop	832.71	818.00	14.71	1.8 %	2,862.44	3,272.00	-409.56	-12.5 %
6012 Wages- Golf Course	12,324.61	18,381.00	-6,056.39	-32.9 %	44,695.93	73,524.00	-28,828.07	-39.2 %
6013 Employee Benefits- Golf Course	1,565.62	2,389.50	-823.88	-34.5 %	8,785.58	9,558.00	-772.42	-8.1 %
6014 Employer Taxes- Golf Course	1,416.66	1,902.42	-485.76	-25.5 %	5,220.16	7,609.68	-2,389.52	-31.4 %
6000 Total PAYROLL & EMPLOYEE BENEFITS	46,742.47	60,516.12	-13,773.65	-22.8 %	177,261.45	242,064.48	-64,803.03	-26.8 %
6050 Contingency Operations	0.00	166.67	-166.67	-100.0 %	0.00	666.68	-666.68	-100.0 %
6051 Coningecny- Pool	0.00	166.67	-166.67	-100.0 %	0.00	666.68	-666.68	-100.0 %
6052 Contingency- Pro Shop	0.00	166.67	-166.67	-100.0 %	0.00	666.68	-666.68	-100.0 %
6053 Contingency- Golf Course	0.00	166.67	-166.67	-100.0 %	0.00	666.68	-666.68	-100.0 %
<b>8000 Reserve Expense</b>								
8001 Pool Construction Loan Payment	0.00	0.00	0.00		0.00	108,814.00	-108,814.00	-100.0 %
8002 Golf Sanding Program	0.00	0.00	0.00		0.00	4,311.00	-4,311.00	-100.0 %
8003 Golf Drainage Program	0.00	0.00	0.00		22,800.00	33,825.00	-11,025.00	-32.6 %
8004 Landscape & Drainage (Downspou	0.00	0.00	0.00		3,221.00	0.00	3,221.00	
8005 Golf Irrigation - System Repair - 2n	0.00	0.00	0.00		0.00	45,755.00	-45,755.00	-100.0 %
8007 Golf - Misc. - Turf Vacuum	0.00	0.00	0.00		0.00	16,528.00	-16,528.00	-100.0 %
8008 Crown Center Roof + Gutters/Dowr	0.00	0.00	0.00		795.00	0.00	795.00	
8010 Gazebo Repairs	0.00	0.00	0.00		0.00	1,500.00	-1,500.00	-100.0 %
8014 Pool Litigation Repairs	0.00	0.00	0.00		0.00	246,593.00	-246,593.00	-100.0 %
8015 Clubhouse Circuits	0.00	0.00	0.00		1,500.00	0.00	1,500.00	
8019 Golf - Mowers - 3100 Toro	0.00	0.00	0.00		0.00	41,078.00	-41,078.00	-100.0 %
8020 Outdoor Furniture Replacement (Pc	0.00	0.00	0.00		0.00	1,800.00	-1,800.00	-100.0 %
8024 Maintenance Shop Painting/Sliding	0.00	0.00	0.00		0.00	4,750.00	-4,750.00	-100.0 %
8025 USGA Green Survey for Golf Course	0.00	0.00	0.00		0.00	3,223.00	-3,223.00	-100.0 %
8026 Golf - Tools and Small Equipment	0.00	0.00	0.00		0.00	2,946.00	-2,946.00	-100.0 %

	Actual 04/01/22 - 04/30/22	Budget 04/22 - 04/22	\$ Change	% Change	Actual YTD 01/01/22 - 04/30/22	Budget YTD 01/22 - 04/22	\$ Change	% Change
8027 Water Heater Replacement	0.00	0.00	0.00		0.00	2,242.00	-2,242.00	-100.0 %
8029 Website Development	0.00	0.00	0.00		0.00	6,000.00	-6,000.00	-100.0 %
8030 Golf: Fairway Mower	0.00	0.00	0.00		0.00	79,990.00	-79,990.00	-100.0 %
8031 Golf: Transporter	0.00	0.00	0.00		0.00	15,499.00	-15,499.00	-100.0 %
8032 Maintenance Shop Fence Repair	0.00	0.00	0.00		0.00	8,690.00	-8,690.00	-100.0 %
8033 Pump Station Roof Replacement	0.00	0.00	0.00		0.00	3,200.00	-3,200.00	-100.0 %
8034 Outdoor Pool Consultant	0.00	0.00	0.00		0.00	25,000.00	-25,000.00	-100.0 %
8035 Master Deisgn- Renovations	0.00	0.00	0.00		0.00	50,000.00	-50,000.00	-100.0 %
8000 Total Reserve Expense	0.00	0.00	0.00		28,316.00	701,744.00	-673,428.00	-96.0 %
8050 Reserve Expense- Current	0.00	0.00	0.00		11,024.00	0.00	11,024.00	
<b>TOTAL EXPENSE</b>	<b>123,800.30</b>	<b>113,788.20</b>	<b>10,012.10</b>	<b>8.8 %</b>	<b>482,704.25</b>	<b>1,156,896.80</b>	<b>-674,192.55</b>	<b>-58.3 %</b>
<b>NET INCOME</b>	<b>-43,602.49</b>	<b>-90,916.90</b>	<b>47,314.41</b>	<b>52.0 %</b>	<b>775,423.59</b>	<b>95,588.40</b>	<b>679,835.19</b>	<b>711.2 %</b>
<b>NET INCOME SUMMARY</b>								
Income	80,197.81	22,871.30	57,326.51	250.6 %	1,258,127.84	1,252,485.20	5,642.64	0.5 %
Expense	-123,800.30	-113,788.20	-10,012.10	8.8 %	-482,704.25	-1,156,896.80	674,192.55	58.3 %
Other Income & Expense	0.00	0.00	0.00		0.00	0.00	0.00	
<b>NET INCOME</b>	<b>-43,602.49</b>	<b>-90,916.90</b>	<b>47,314.41</b>	<b>52.0 %</b>	<b>775,423.59</b>	<b>95,588.40</b>	<b>679,835.19</b>	<b>711.2 %</b>

Preliminary, Reviewed for Reasonableness  
F. K. Treasurer



# Profit & Loss 12 Month Recap

All Properties

Monthly recap 01/01/22 - 04/30/22 (cash basis)

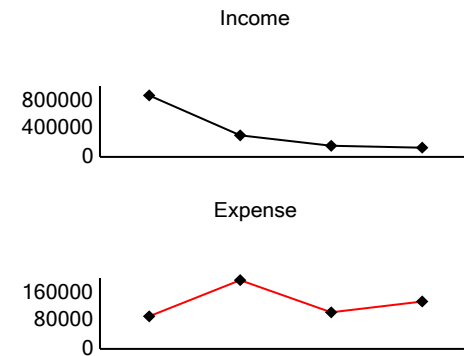

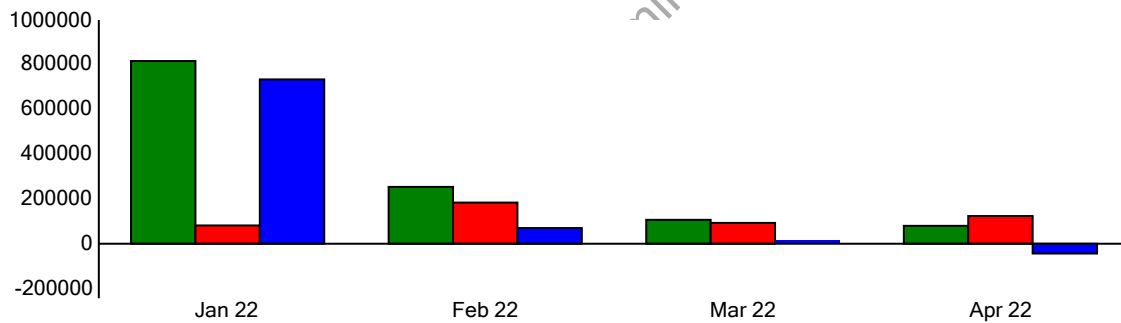
	JAN 22	FEB 22	MAR 22	APR 22	TOTAL
<b>INCOME</b>					
4000 Income					
4001 Regular Assessments	720,908.60	218,291.74	26,215.79	23,757.24	989,173.37
4100 Interest Revenue	0.00	16.97	79.25	85.72	181.94
4103 Annual Unlimited Golf Pass	23,275.00	1,050.00	2,600.00	0.00	26,925.00
4104 Winter Golf Pass	450.00	0.00	0.00	0.00	450.00
4105 Season Golf Pass	4,675.00	5,950.00	24,200.00	5,600.00	40,425.00
4106 Trail Pass- Cart Registration	1,815.00	515.00	410.00	515.00	3,255.00
4107 Golf Club Storage	375.00	0.00	0.00	0.00	375.00
4108 Daily Green Fees	7,457.00	8,836.00	10,630.00	12,926.00	39,849.00
4109 Facility Rental	0.00	475.00	2,714.00	-939.00	2,250.00
4110 Sales- Food	72.00	142.00	231.50	261.00	706.50
4111 Sales- Beer & Wine	33.00	145.00	272.00	309.00	759.00
4112 Sales- Merchandise	281.50	269.00	476.50	631.95	1,658.95
4113 Youth Golf Pass	0.00	0.00	0.00	130.00	130.00
4116 Power Cart Rentals	700.00	780.00	0.00	3,448.00	4,928.00
4501 Late Charges	250.00	350.00	425.00	550.00	1,575.00
4511 Keys and Fobs	0.00	386.00	45.00	28.00	459.00
4000 Total Income	760,292.10	237,206.71	68,299.04	47,302.91	1,113,100.76
4900 Reserve Income					
4902 Transfer Fees- Reserve Assessment	56,336.00	16,635.00	38,707.50	32,752.50	144,431.00
4906 Reserve Interest	171.14	137.83	144.71	142.40	596.08
4900 Total Reserve Income	56,507.14	16,772.83	38,852.21	32,894.90	145,027.08
<b>TOTAL INCOME</b>	<b>816,799.24</b>	<b>253,979.54</b>	<b>107,151.25</b>	<b>80,197.81</b>	<b>1,258,127.84</b>
<b>EXPENSE</b>					
5000 Maintenance and Repair Services					
5001 General Maintenance/Repair	0.00	0.00	645.06	-31.53	613.53
5006 Tool & Small Equipment	0.00	49.99	0.00	0.00	49.99
5007 Equipment Parts- Golf Course	1,562.20	2,767.73	401.31	718.20	5,449.44
5008 Janitorial Services	427.30	280.24	198.53	130.70	1,036.77
5010 Janitorial Supplies	248.29	687.60	611.70	351.00	1,898.59
5011 Gas & Oil	0.00	1,094.94	1,496.69	253.15	2,844.78
5162 Security/Monitoring	325.00	25.00	25.00	325.00	700.00
5163 Security/Monitoring- Pro Shop	0.00	0.00	468.45	0.00	468.45
5186 Supplies- Operating	235.77	0.00	0.00	0.00	235.77
5187 Supplies- Pro Shop	227.88	49.88	0.00	0.00	277.76
5188 Supplies- Golf Course	138.62	77.73	216.99	75.10	508.44
5000 Total Maintenance and Repair Serv	3,165.06	5,033.11	4,063.73	1,821.62	14,083.52

	JAN 22	FEB 22	MAR 22	APR 22	TOTAL
<b>5200 LANDSCAPING</b>					
5201 Landscape Contract Services	0.00	0.00	1,092.62	252.00	1,344.62
5202 Earth Materials	0.00	0.00	1,347.99	678.70	2,026.69
5204 Tree Replacement/Pruning	0.00	900.00	250.00	1,732.00	2,882.00
5214 Fertilizer	0.00	110.03	0.00	8,667.44	8,777.47
5215 Chemicals- Golf Course	0.00	875.00	0.00	0.00	875.00
5200 Total LANDSCAPING	0.00	1,885.03	2,690.61	11,330.14	15,905.78
<b>5300 UTILITY</b>					
5301 Utility - Water	406.50	410.96	410.96	428.80	1,657.22
5302 Utility - Sewer	2,128.62	0.00	2,128.62	0.00	4,257.24
5303 Utility - Electricity	0.00	1,687.59	1,381.21	1,286.28	4,355.08
5304 Utility - Natural Gas	1,787.59	1,625.70	3,184.10	1,630.10	8,227.49
5305 Utility - Garbage and Recycling	246.36	181.56	238.76	257.56	924.24
5306 Utility - Telephone	1,439.75	1,436.43	1,436.32	1,434.82	5,747.32
5308 Utility - Cable Television	2.11	2.11	2.11	0.00	6.33
5309 Utility - Internet Services	199.95	199.95	199.95	199.95	799.80
5310 Utility- Water- Pro Shop	236.72	223.34	232.26	241.18	933.50
5311 Utility- Electricity- Pro Shop	0.00	570.29	460.53	460.53	1,491.35
5312 Utility- Garbage & Recycling- Pro Sh	73.78	73.78	73.78	73.78	295.12
5313 Utility- Water- Golf Course	58.43	64.93	58.43	97.43	279.22
5314 Utility- Electricity- Golf Course	0.00	840.31	921.39	957.98	2,719.68
5315 Utility- Garbage & Recycling- Golf C	383.25	286.05	371.85	400.05	1,441.20
5318 Utility- Sewer- Golf Course	393.90	0.00	393.90	0.00	787.80
5319 Utility- Water- Pool	102.28	97.82	142.42	137.96	480.48
5321 Utility- Electricity- Pool	0.00	1,112.64	1,187.05	1,160.33	3,460.02
5300 Total UTILITY	7,459.24	8,813.46	12,823.64	8,766.75	37,863.09
<b>5400 ADMIN SERVICES</b>					
5401 Management Services - Contract	4,700.00	4,700.00	4,700.00	4,700.00	18,800.00
5402 Management Services - Extra	16.82	16.24	16.24	0.00	49.30
5405 Merchant Fees- Pro Shop	0.00	0.00	0.00	2,593.07	2,593.07
5407 Dues/Memberships/Subscriptions	577.67	498.50	748.55	690.50	2,515.22
5410 Office Supplies/Printing/Postage	1,393.41	367.07	309.40	371.43	2,441.31
5411 Advertising & Promotion Operations	0.00	0.00	386.00	0.00	386.00
5413 Mileage- Training/CE/Meetings	200.00	200.00	200.00	400.00	1,000.00
5419 Member Services	0.00	0.00	0.00	3,324.90	3,324.90
5421 Hello Neighbors	119.61	41.01	10.50	401.26	572.38
5423 Office Supplies- Pro Shop	71.84	240.20	120.00	117.78	549.82
5430 Website Expenses	100.00	100.00	100.00	208.46	508.46
5431 Library Expenses	0.00	290.97	199.91	674.79	1,165.67
5438 Legal/Collection Expenses	0.00	6,853.50	0.00	3,373.60	10,227.10
5440 Legal- Pool Litigation	0.00	14,769.08	0.00	23,982.83	38,751.91
5446 Accounting/Tax Returns/Reviews	0.00	460.00	1,578.00	2,675.00	4,713.00
5455 Licenses/Annual Reports- Pro Shop	0.00	435.00	0.00	0.00	435.00
5458 Insurance	2,792.58	5,585.16	0.00	3,423.64	11,801.38

	JAN 22	FEB 22	MAR 22	APR 22	TOTAL
5459 Auto Insurance	198.17	396.34	0.00	215.11	809.62
5478 Bank Charges	5.00	0.00	60.00	5.00	70.00
5479 Merchant Fees	512.56	817.08	566.31	-1,511.67	384.28
5495 Loan Interest Expense	0.00	55,216.53	0.00	0.00	55,216.53
5400 Total ADMIN SERVICES	10,687.66	90,986.68	8,994.91	45,645.70	156,314.95
5490 EQUIPMENT LEASES & RENTALS					
5491 Equipment Leases	259.09	298.20	298.20	244.89	1,100.38
5490 Total EQUIPMENT LEASES & RENTALS	259.09	298.20	298.20	244.89	1,100.38
5500 Miscellaneous Charges					
5501 Late Charges	0.00	1,175.00	980.00	680.00	2,835.00
5506 NSF Charge	0.00	0.00	35.00	0.00	35.00
5508 Keys and Fobs	0.00	35.00	0.00	0.00	35.00
5520 Refunds- Assessment	2,179.10	469.10	678.23	1,482.47	4,808.90
5500 Total Miscellaneous Charges	2,179.10	1,679.10	1,693.23	2,162.47	7,713.90
5550 COST OF GOODS SOLD					
5551 Cost of Goods Sold- Beer & Wine	169.74	0.00	0.00	356.11	525.85
5552 Cost of Goods Sold- Food	221.88	29.56	0.00	0.00	251.44
5553 Cost of Goods Sold- Merchandise	324.43	0.00	2,240.71	348.53	2,913.67
5550 Total COST OF GOODS SOLD	716.05	29.56	2,240.71	704.64	3,690.96
5600 REC FACILITIES					
5510 Facilities Rental Refund	0.00	0.00	25.00	0.00	25.00
5601 Heat & A/C	0.00	959.93	0.00	0.00	959.93
5603 Contractors	7,184.00	4,948.00	6,027.50	4,745.00	22,904.50
5604 Facility Supplies	396.21	281.18	229.69	528.21	1,435.29
5606 Swimming Pool Parts & Supplies	437.03	481.50	411.61	448.69	1,778.83
5611 Janitorial Services	148.65	249.15	351.15	353.72	1,102.67
5613 Swimming Pool Monitoring	0.00	612.00	306.00	306.00	1,224.00
5600 Total REC FACILITIES	8,165.89	7,531.76	7,350.95	6,381.62	29,430.22
6000 PAYROLL & EMPLOYEE BENEFITS					
6001 Employee Benefits	1,082.29	458.46	582.12	610.49	2,733.36
6002 Wages	8,700.57	8,423.59	7,930.29	12,137.72	37,192.17
6003 Wages- Temp	11,776.44	12,164.47	12,393.03	8,942.21	45,276.15
6004 Employer Taxes	1,045.24	995.28	906.47	1,386.88	4,333.87
6006 Payroll Fees	417.83	300.08	308.07	302.34	1,328.32
6008 Wages- Pro Shop	4,721.25	6,471.03	5,695.44	7,050.23	23,937.95
6009 Employee Benefits- Pro Shop	173.00	337.42	212.10	173.00	895.52
6010 Employer Taxes- Pro Shop	571.23	782.75	675.75	832.71	2,862.44
6012 Wages- Golf Course	11,113.68	11,317.06	9,940.58	12,324.61	44,695.93
6013 Employee Benefits- Golf Course	3,643.21	1,443.46	2,133.29	1,565.62	8,785.58
6014 Employer Taxes- Golf Course	1,326.63	1,324.49	1,152.38	1,416.66	5,220.16
6000 Total PAYROLL & EMPLOYEE BENEFITS	44,571.37	44,018.09	41,929.52	46,742.47	177,261.45

8000 Reserve Expense

	JAN 22	FEB 22	MAR 22	APR 22	TOTAL
8003 Golf Drainage Program	0.00	22,800.00	0.00	0.00	22,800.00
8004 Landscape & Drainage (Downspouts)	3,221.00	0.00	0.00	0.00	3,221.00
8008 Crown Center Roof + Gutters/Downs	0.00	795.00	0.00	0.00	795.00
8015 Clubhouse Circuits	1,500.00	0.00	0.00	0.00	1,500.00
8000 Total Reserve Expense	4,721.00	23,595.00	0.00	0.00	28,316.00
8050 Reserve Expense- Current	0.00	0.00	11,024.00	0.00	11,024.00
<b>TOTAL EXPENSE</b>	<b>81,924.46</b>	<b>183,869.99</b>	<b>93,109.50</b>	<b>123,800.30</b>	<b>482,704.25</b>
<b>NET INCOME</b>	<b>734,874.78</b>	<b>70,109.55</b>	<b>14,041.75</b>	<b>-43,602.49</b>	<b>775,423.59</b>
<b>NET INCOME SUMMARY</b>					
Income	816,799.24	253,979.54	107,151.25	80,197.81	1,258,127.84
Expense	-81,924.46	-183,869.99	-93,109.50	-123,800.30	-482,704.25
<b>NET INCOME</b>	<b>734,874.78</b>	<b>70,109.55</b>	<b>14,041.75</b>	<b>-43,602.49</b>	<b>775,423.59</b>



# Balance Sheet

Property: King City Civic Association  
As of 04/30/22 (cash basis)

## ASSETS

### Bank

1010 Cash in NW Bank Operating	77,215.33
1015 Cash in NW Bank Debit Card	4,891.36
1016 Cash in Columbia Bank Operating	2,995.82
1018 Petty Cash	500.00
1019 Cash in NW Bank DDM Op Checking Sweep	538,745.48

Total Bank 624,347.99

### Other Current Asset

12001 Pass-through	101.55
--------------------	--------

Total Other Current Asset 101.55

### Fixed Asset

1500 Land & Improvements	212,264.56
1501 Buildings	1,182,505.45
1502 Irrigation	501,703.25
1503 Software Owned	5,023.50
1504 Furniture & Fixtures	92,303.70
1505 Office Furniture & Equipment	31,768.38
1509 Aquatic Center	1,867,877.42
1510 Accumulated Depreciation	-2,184,355.85

Total Fixed Asset 1,709,090.41

### Other Asset

1600 Interfund	181,627.34
----------------	------------

Total Other Asset 181,627.34

## TOTAL ASSETS

2,515,167.29

## LIABILITIES & EQUITY

### Liabilities

#### Other Current Liability

2110 Capital Lease Liability	4,223.38
2120 Donations- Pools	1,215.88
2122 Donations- Library	1,634.70
2123 Donations- Hello Neighbors	213.23
2210 Prepaid Assessments	2,197.69

Total Other Current Liability 9,484.88

### Total Liabilities

9,484.88

### Equity

3001 Operating Fund Balance Prior Year	1,757,095.31
3005 Operating Investment Fund	45,000.00
3101 Current Year Income	703,587.10

Total Equity 2,505,682.41

## TOTAL LIABILITIES & EQUITY

2,515,167.29

# Budget Comparison

Property: King City Civic Association

Comparison Periods: 04/01/22 - 04/30/22 and 01/01/22 - 04/30/22 (cash basis)

	Actual 04/01/22 - 04/30/22	Budget 04/22 - 04/22	\$ Change	% Change	Actual YTD 01/01/22 - 04/30/22	Budget YTD 01/22 - 04/22	\$ Change	% Change
<b>INCOME</b>								
4000 Income								
4001 Regular Assessments	23,757.24	0.00	23,757.24		989,173.37	1,161,000.00	-171,826.63	-14.8 %
4100 Interest Revenue	85.72	0.00	85.72		181.94	0.00	181.94	
4102 Convenience Fees	0.00	8.34	-8.34	-100.0 %	0.00	33.36	-33.36	-100.0 %
4109 Facility Rental	1,125.00	208.34	916.66	440.0 %	2,250.00	833.36	1,416.64	170.0 %
4501 Late Charges	550.00	250.00	300.00	120.0 %	1,575.00	1,000.00	575.00	57.5 %
4511 Keys and Fobs	28.00	83.34	-55.34	-66.4 %	459.00	333.36	125.64	37.7 %
4000 Total Income	25,545.96	550.02	24,995.94	4,544.6 %	993,639.31	1,163,200.08	-169,560.77	-14.6 %
4900 Reserve Income								
4901 Reserve Assessments	0.00	0.00	0.00		-34,549.00	-70,000.00	35,451.00	50.6 %
4900 Total Reserve Income	0.00	0.00	0.00		-34,549.00	-70,000.00	35,451.00	50.6 %
<b>TOTAL INCOME</b>	<b>25,545.96</b>	<b>550.02</b>	<b>24,995.94</b>	<b>4,544.6 %</b>	<b>959,090.31</b>	<b>1,093,200.08</b>	<b>-134,109.77</b>	<b>-12.3 %</b>
<b>EXPENSE</b>								
5000 Maintenance and Repair Services								
5001 General Maintenance/Repair	-31.53	0.00	-31.53		613.53	0.00	613.53	
5010 Janitorial Supplies	351.00	1,015.67	-664.67	-65.4 %	1,898.59	4,062.68	-2,164.09	-53.3 %
5162 Security/Monitoring	325.00	166.67	158.33	95.0 %	700.00	666.68	33.32	5.0 %
5186 Supplies- Operating	0.00	0.00	0.00		235.77	0.00	235.77	
5000 Total Maintenance and Repair Serv	644.47	1,182.34	-537.87	-45.5 %	3,447.89	4,729.36	-1,281.47	-27.1 %
5200 LANDSCAPING								
5201 Landscape Contract Services	252.00	416.67	-164.67	-39.5 %	1,344.62	1,666.68	-322.06	-19.3 %
5204 Tree Replacement/Pruning	1,732.00	833.34	898.66	107.8 %	1,732.00	3,333.36	-1,601.36	-48.0 %
5200 Total LANDSCAPING	1,984.00	1,250.01	733.99	58.7 %	3,076.62	5,000.04	-1,923.42	-38.5 %
5300 UTILITY								
5301 Utility - Water	428.80	1,250.00	-821.20	-65.7 %	1,657.22	5,000.00	-3,342.78	-66.9 %
5302 Utility - Sewer	0.00	1,083.34	-1,083.34	-100.0 %	4,257.24	4,333.36	-76.12	-1.8 %
5303 Utility - Electricity	1,286.28	629.17	657.11	104.4 %	4,355.08	2,516.68	1,838.40	73.0 %
5304 Utility - Natural Gas	1,630.10	375.00	1,255.10	334.7 %	8,227.49	1,500.00	6,727.49	448.5 %
5305 Utility - Garbage and Recycling	257.56	500.00	-242.44	-48.5 %	924.24	2,000.00	-1,075.76	-53.8 %
5306 Utility - Telephone	1,434.82	1,666.67	-231.85	-13.9 %	5,747.32	6,666.68	-919.36	-13.8 %
5308 Utility - Cable Television	0.00	2.00	-2.00	-100.0 %	6.33	8.00	-1.67	-20.9 %
5309 Utility - Internet Services	199.95	208.34	-8.39	-4.0 %	799.80	833.36	-33.56	-4.0 %
5319 Utility- Water- Pool	137.96	641.67	-503.71	-78.5 %	480.48	2,566.68	-2,086.20	-81.3 %
5321 Utility- Electricity- Pool	1,160.33	1,166.67	-6.34	-0.5 %	3,460.02	4,666.68	-1,206.66	-25.9 %
5300 Total UTILITY	6,535.80	7,522.86	-987.06	-13.1 %	29,915.22	30,091.44	-176.22	-0.6 %

	Actual 04/01/22 - 04/30/22	Budget 04/22 - 04/22	\$ Change	% Change	Actual YTD 01/01/22 - 04/30/22	Budget YTD 01/22 - 04/22	\$ Change	% Change
<b>5400 ADMIN SERVICES</b>								
5401 Management Services - Contract	4,700.00	4,700.00	0.00	0.0 %	18,800.00	18,800.00	0.00	0.0 %
5402 Management Services - Extra	0.00	0.00	0.00		49.30	0.00	49.30	
5407 Dues/Memberships/Subscriptions	690.50	666.67	23.83	3.6 %	2,515.22	2,666.68	-151.46	-5.7 %
5410 Office Supplies/Printing/Postage	371.43	583.34	-211.91	-36.3 %	2,441.31	2,333.36	107.95	4.6 %
5413 Mileage- Training/CE/Meetings	400.00	250.00	150.00	60.0 %	1,000.00	1,000.00	0.00	0.0 %
5415 Delivery & Newspaper Distribution	0.00	333.34	-333.34	-100.0 %	0.00	1,333.36	-1,333.36	-100.0 %
5419 Member Services	3,324.90	500.00	2,824.90	565.0 %	3,324.90	2,000.00	1,324.90	66.2 %
5420 Musicals- Monthly	0.00	125.00	-125.00	-100.0 %	0.00	500.00	-500.00	-100.0 %
5421 Hello Neighbors	401.26	83.34	317.92	381.5 %	572.38	333.36	239.02	71.7 %
5422 Reserve Study Preparation/Update	0.00	666.67	-666.67	-100.0 %	0.00	2,666.68	-2,666.68	-100.0 %
5430 Website Expenses	208.46	452.50	-244.04	-53.9 %	508.46	1,810.00	-1,301.54	-71.9 %
5431 Library Expenses	674.79	291.67	383.12	131.4 %	1,165.67	1,166.68	-1.01	-0.1 %
5438 Legal/Collection Expenses	3,373.60	2,625.00	748.60	28.5 %	10,227.10	10,500.00	-272.90	-2.6 %
5440 Legal- Pool Litigation	23,982.83	4,875.00	19,107.83	392.0 %	38,751.91	19,500.00	19,251.91	98.7 %
5446 Accounting/Tax Returns/Reviews	2,675.00	1,250.00	1,425.00	114.0 %	4,713.00	5,000.00	-287.00	-5.7 %
5450 Tax Expense	0.00	533.34	-533.34	-100.0 %	0.00	2,133.36	-2,133.36	-100.0 %
5454 Licenses/Annual Reports- Operatio	0.00	133.34	-133.34	-100.0 %	0.00	533.36	-533.36	-100.0 %
5458 Insurance	3,423.64	4,916.67	-1,493.03	-30.4 %	11,801.38	19,666.68	-7,865.30	-40.0 %
5459 Auto Insurance	215.11	233.34	-18.23	-7.8 %	809.62	933.36	-123.74	-13.3 %
5478 Bank Charges	5.00	32.50	-27.50	-84.6 %	10.00	130.00	-120.00	-92.3 %
5479 Merchant Fees	94.94	8.34	86.60	1,038.4 %	384.28	33.36	350.92	1,051.9 %
5493 Gifts	0.00	41.67	-41.67	-100.0 %	0.00	166.68	-166.68	-100.0 %
5498 Cash Over/Short- Operations	0.00	4.17	-4.17	-100.0 %	0.00	16.68	-16.68	-100.0 %
5400 Total ADMIN SERVICES	44,541.46	23,305.90	21,235.56	91.1 %	97,074.53	93,223.60	3,850.93	4.1 %
<b>5490 EQUIPMENT LEASES &amp; RENTALS</b>								
5491 Equipment Leases	244.89	333.34	-88.45	-26.5 %	1,100.38	1,333.36	-232.98	-17.5 %
5490 Total EQUIPMENT LEASES & REN	244.89	333.34	-88.45	-26.5 %	1,100.38	1,333.36	-232.98	-17.5 %
<b>5500 Miscellaneous Charges</b>								
5501 Late Charges	680.00	0.00	680.00		2,835.00	0.00	2,835.00	
5506 NSF Charge	0.00	0.00	0.00		35.00	0.00	35.00	
5508 Keys and Fobs	0.00	0.00	0.00		35.00	0.00	35.00	
5520 Refunds- Assessment	1,482.47	125.00	1,357.47	1,086.0 %	4,808.90	500.00	4,308.90	861.8 %
5500 Total Miscellaneous Charges	2,162.47	125.00	2,037.47	1,630.0 %	7,713.90	500.00	7,213.90	1,442.8 %
<b>5600 REC FACILITIES</b>								
5510 Facilities Rental Refund	0.00	0.00	0.00		25.00	0.00	25.00	
5601 Heat & A/C	0.00	541.67	-541.67	-100.0 %	959.93	2,166.68	-1,206.75	-55.7 %
5602 Roof Maintenance	0.00	291.67	-291.67	-100.0 %	0.00	1,166.68	-1,166.68	-100.0 %
5603 Contractors	5,617.50	916.67	4,700.83	512.8 %	22,904.50	3,666.68	19,237.82	524.7 %
5604 Facility Supplies	528.21	208.34	319.87	153.5 %	1,435.29	833.36	601.93	72.2 %
5605 Swimming Pool Services	0.00	233.34	-233.34	-100.0 %	0.00	933.36	-933.36	-100.0 %
5606 Swimming Pool Parts & Supplies	448.69	666.67	-217.98	-32.7 %	1,778.83	2,666.68	-887.85	-33.3 %
5610 Swimming Pool Cleaning Services	0.00	625.00	-625.00	-100.0 %	0.00	2,500.00	-2,500.00	-100.0 %

	Actual 04/01/22 - 04/30/22	Budget 04/22 - 04/22	\$ Change	% Change	Actual YTD 01/01/22 - 04/30/22	Budget YTD 01/22 - 04/22	\$ Change	% Change
5611 Janitorial Services	353.72	333.34	20.38	6.1 %	1,102.67	1,333.36	-230.69	-17.3 %
5613 Swimming Pool Monitoring	306.00	320.00	-14.00	-4.4 %	1,224.00	1,280.00	-56.00	-4.4 %
5600 Total REC FACILITIES	7,254.12	4,136.70	3,117.42	75.4 %	29,430.22	16,546.80	12,883.42	77.9 %
<b>6000 PAYROLL &amp; EMPLOYEE BENEFITS</b>								
6001 Employee Benefits	610.49	2,438.34	-1,827.85	-75.0 %	2,733.36	9,753.36	-7,020.00	-72.0 %
6002 Wages	12,137.72	23,015.84	-10,878.12	-47.3 %	37,192.17	92,063.36	-54,871.19	-59.6 %
6003 Wages- Temp	8,942.21	0.00	8,942.21		38,156.73	0.00	38,156.73	
6004 Employer Taxes	1,386.88	2,382.17	-995.29	-41.8 %	4,333.87	9,528.68	-5,194.81	-54.5 %
6006 Payroll Fees	302.34	258.34	44.00	17.0 %	1,328.32	1,033.36	294.96	28.5 %
6000 Total PAYROLL & EMPLOYEE BENEFITS	23,379.64	28,094.69	-4,715.05	-16.8 %	83,744.45	112,378.76	-28,634.31	-25.5 %
6050 Contingency Operations	0.00	166.67	-166.67	-100.0 %	0.00	666.68	-666.68	-100.0 %
6051 Coningecny- Pool	0.00	166.67	-166.67	-100.0 %	0.00	666.68	-666.68	-100.0 %
<b>TOTAL EXPENSE</b>	<b>86,746.85</b>	<b>66,284.18</b>	<b>20,462.67</b>	<b>30.9 %</b>	<b>255,503.21</b>	<b>265,136.72</b>	<b>-9,633.51</b>	<b>-3.6 %</b>
<b>NET INCOME</b>	<b>-61,200.89</b>	<b>-65,734.16</b>	<b>4,533.27</b>	<b>6.9 %</b>	<b>703,587.10</b>	<b>828,063.36</b>	<b>-124,476.26</b>	<b>-15.0 %</b>
<b>NET INCOME SUMMARY</b>								
Income	25,545.96	550.02	24,995.94	4,544.6 %	959,090.31	1,093,200.08	-134,109.77	-12.3 %
Expense	-86,746.85	-66,284.18	-20,462.67	30.9 %	-255,503.21	-265,136.72	9,633.51	3.6 %
Other Income & Expense	0.00	0.00	0.00		0.00	0.00	0.00	
<b>NET INCOME</b>	<b>-61,200.89</b>	<b>-65,734.16</b>	<b>4,533.27</b>	<b>6.9 %</b>	<b>703,587.10</b>	<b>828,063.36</b>	<b>-124,476.26</b>	<b>-15.0 %</b>



# Profit & Loss 12 Month Recap

Property: King City Civic Association  
 Monthly recap 01/01/22 - 04/30/22 (cash basis)

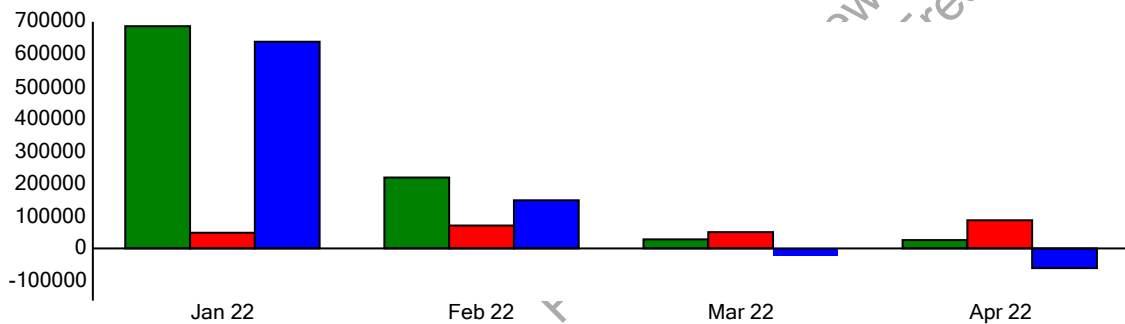
	JAN 22	FEB 22	MAR 22	APR 22	TOTAL
<b>INCOME</b>					
4000 Income					
4001 Regular Assessments	720,908.60	218,291.74	26,215.79	23,757.24	989,173.37
4100 Interest Revenue	0.00	16.97	79.25	85.72	181.94
4109 Facility Rental	0.00	0.00	1,125.00	1,125.00	2,250.00
4501 Late Charges	250.00	350.00	425.00	550.00	1,575.00
4511 Keys and Fobs	0.00	386.00	45.00	28.00	459.00
4000 Total Income	721,158.60	219,044.71	27,890.04	25,545.96	993,639.31
4900 Reserve Income					
4901 Reserve Assessments	-34,549.00	0.00	0.00	0.00	-34,549.00
4900 Total Reserve Income	-34,549.00	0.00	0.00	0.00	-34,549.00
<b>TOTAL INCOME</b>	<b>686,609.60</b>	<b>219,044.71</b>	<b>27,890.04</b>	<b>25,545.96</b>	<b>959,090.31</b>
<b>EXPENSE</b>					
5000 Maintenance and Repair Services					
5001 General Maintenance/Repair	0.00	0.00	645.06	-31.53	613.53
5010 Janitorial Supplies	248.29	687.60	611.70	351.00	1,898.59
5162 Security/Monitoring	325.00	25.00	25.00	325.00	700.00
5186 Supplies- Operating	235.77	0.00	0.00	0.00	235.77
5000 Total Maintenance and Repair Services	809.06	712.60	1,281.76	644.47	3,447.89
5200 LANDSCAPING					
5201 Landscape Contract Services	0.00	0.00	1,092.62	252.00	1,344.62
5204 Tree Replacement/Pruning	0.00	0.00	0.00	1,732.00	1,732.00
5200 Total LANDSCAPING	0.00	0.00	1,092.62	1,984.00	3,076.62
5300 UTILITY					
5301 Utility - Water	406.50	410.96	410.96	428.80	1,657.22
5302 Utility - Sewer	2,128.62	0.00	2,128.62	0.00	4,257.24
5303 Utility - Electricity	0.00	1,687.59	1,381.21	1,286.28	4,355.08
5304 Utility - Natural Gas	1,787.59	1,625.70	3,184.10	1,630.10	8,227.49
5305 Utility - Garbage and Recycling	246.36	181.56	238.76	257.56	924.24
5306 Utility - Telephone	1,439.75	1,436.43	1,436.32	1,434.82	5,747.32
5308 Utility - Cable Television	2.11	2.11	2.11	0.00	6.33
5309 Utility - Internet Services	199.95	199.95	199.95	199.95	799.80
5319 Utility- Water- Pool	102.28	97.82	142.42	137.96	480.48
5321 Utility- Electricity- Pool	0.00	1,112.64	1,187.05	1,160.33	3,460.02
5300 Total UTILITY	6,313.16	6,754.76	10,311.50	6,535.80	29,915.22
5400 ADMIN SERVICES					

	JAN 22	FEB 22	MAR 22	APR 22	TOTAL
5401 Management Services - Contract	4,700.00	4,700.00	4,700.00	4,700.00	18,800.00
5402 Management Services - Extra	16.82	16.24	16.24	0.00	49.30
5407 Dues/Memberships/Subscriptions	577.67	498.50	748.55	690.50	2,515.22
5410 Office Supplies/Printing/Postage	1,273.41	367.07	429.40	371.43	2,441.31
5413 Mileage- Training/CE/Meetings	200.00	200.00	200.00	400.00	1,000.00
5419 Member Services	0.00	0.00	0.00	3,324.90	3,324.90
5421 Hello Neighbors	119.61	41.01	10.50	401.26	572.38
5430 Website Expenses	100.00	100.00	100.00	208.46	508.46
5431 Library Expenses	0.00	290.97	199.91	674.79	1,165.67
5438 Legal/Collection Expenses	0.00	6,853.50	0.00	3,373.60	10,227.10
5440 Legal- Pool Litigation	0.00	14,769.08	0.00	23,982.83	38,751.91
5446 Accounting/Tax Returns/Reviews	0.00	460.00	1,578.00	2,675.00	4,713.00
5458 Insurance	2,792.58	5,585.16	0.00	3,423.64	11,801.38
5459 Auto Insurance	198.17	396.34	0.00	215.11	809.62
5478 Bank Charges	5.00	0.00	0.00	5.00	10.00
5479 Merchant Fees	130.38	84.06	74.90	94.94	384.28
5400 Total ADMIN SERVICES	10,113.64	34,361.93	8,057.50	44,541.46	97,074.53
5490 EQUIPMENT LEASES & RENTALS					
5491 Equipment Leases	259.09	298.20	298.20	244.89	1,100.38
5490 Total EQUIPMENT LEASES & RENTALS	259.09	298.20	298.20	244.89	1,100.38
5500 Miscellaneous Charges					
5501 Late Charges	0.00	1,175.00	980.00	680.00	2,835.00
5506 NSF Charge	0.00	0.00	35.00	0.00	35.00
5508 Keys and Fobs	0.00	35.00	0.00	0.00	35.00
5520 Refunds- Assessment	2,179.10	469.10	678.23	1,482.47	4,808.90
5500 Total Miscellaneous Charges	2,179.10	1,679.10	1,693.23	2,162.47	7,713.90
5600 REC FACILITIES					
5510 Facilities Rental Refund	0.00	0.00	25.00	0.00	25.00
5601 Heat & A/C	0.00	959.93	0.00	0.00	959.93
5603 Contractors	7,184.00	4,948.00	5,155.00	5,617.50	22,904.50
5604 Facility Supplies	396.21	281.18	229.69	528.21	1,435.29
5606 Swimming Pool Parts & Supplies	437.03	481.50	411.61	448.69	1,778.83
5611 Janitorial Services	148.65	249.15	351.15	353.72	1,102.67
5613 Swimming Pool Monitoring	0.00	612.00	306.00	306.00	1,224.00
5600 Total REC FACILITIES	8,165.89	7,531.76	6,478.45	7,254.12	29,430.22
6000 PAYROLL & EMPLOYEE BENEFITS					
6001 Employee Benefits	1,082.29	458.46	582.12	610.49	2,733.36
6002 Wages	8,700.57	8,423.59	7,930.29	12,137.72	37,192.17
6003 Wages- Temp	9,044.04	9,128.47	11,042.01	8,942.21	38,156.73
6004 Employer Taxes	1,045.24	995.28	906.47	1,386.88	4,333.87
6006 Payroll Fees	417.83	300.08	308.07	302.34	1,328.32
6000 Total PAYROLL & EMPLOYEE BENEFITS	20,289.97	19,305.88	20,768.96	23,379.64	83,744.45

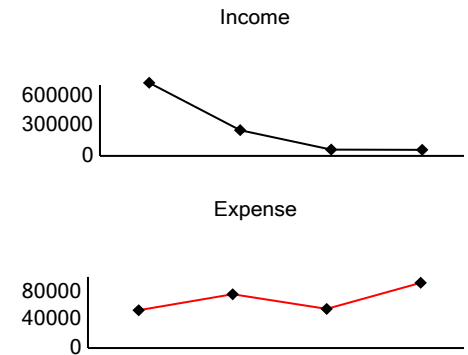
	JAN 22	FEB 22	MAR 22	APR 22	TOTAL
TOTAL EXPENSE	48,129.91	70,644.23	49,982.22	86,746.85	255,503.21
NET INCOME	638,479.69	148,400.48	-22,092.18	-61,200.89	703,587.10

NET INCOME SUMMARY

Income	686,609.60	219,044.71	27,890.04	25,545.96	959,090.31
Expense	-48,129.91	-70,644.23	-49,982.22	-86,746.85	-255,503.21
NET INCOME	638,479.69	148,400.48	-22,092.18	-61,200.89	703,587.10



Approved for reasonableness  
Treasurer



# Balance Sheet

Property: King City Civic Association Reserves  
As of 04/30/22 (cash basis)

## ASSETS

Bank		
1011 Cash in NW Bank Money Market Reserves		162,186.11
1022 Cash in NW Bank Sweep Reserve		706,967.07
1024 Cash in NW Bank Ln Pmt Reserve		102,686.10
Total Bank		<u>971,839.28</u>

Other Asset		
1600 Interfund		-150,213.10
Total Other Asset		<u>-150,213.10</u>

**TOTAL ASSETS** 821,626.18

## LIABILITIES & EQUITY

### Liabilities

Other Current Liability		
2100 Notes Payable		1,088,047.54
Total Other Current Liability		<u>1,088,047.54</u>

**Total Liabilities** 1,088,047.54

### Equity

3002 Replacement Fund Balance Prior Year		-366,441.65
3020 Aquatic Center Settlement		15,000.74
3101 Current Year Income		85,019.55
Total Equity		<u>-266,421.36</u>

**TOTAL LIABILITIES & EQUITY** 821,626.18

Preliminary, Reviewed for reasonableness  
F.K. Treasurer

# Budget Comparison

Property: King City Civic Association Reserves

Comparison Periods: 04/01/22 - 04/30/22 and 01/01/22 - 04/30/22 (cash basis)

	Actual 04/01/22 - 04/30/22	Budget 04/22 - 04/22	\$ Change	% Change	Actual YTD 01/01/22 - 04/30/22	Budget YTD 01/22 - 04/22	\$ Change	% Change
<b>INCOME</b>								
4900 Reserve Income								
4901 Reserve Assessments	0.00	0.00	0.00		34,549.00	70,000.00	-35,451.00	-50.6 %
4902 Transfer Fees- Reserve Assessme	32,752.50	0.00	32,752.50		144,431.00	0.00	144,431.00	
4906 Reserve Interest	142.40	0.00	142.40		596.08	0.00	596.08	
4900 Total Reserve Income	32,894.90	0.00	32,894.90		179,576.08	70,000.00	109,576.08	156.5 %
<b>TOTAL INCOME</b>	<b>32,894.90</b>	<b>0.00</b>	<b>32,894.90</b>		<b>179,576.08</b>	<b>70,000.00</b>	<b>109,576.08</b>	<b>156.5 %</b>
<b>EXPENSE</b>								
5400 ADMIN SERVICES								
5495 Loan Interest Expense	0.00	0.00	0.00		55,216.53	0.00	55,216.53	
5400 Total ADMIN SERVICES	0.00	0.00	0.00		55,216.53	0.00	55,216.53	
8000 Reserve Expense								
8001 Pool Construction Loan Payment	0.00	0.00	0.00		0.00	108,814.00	-108,814.00	-100.0 %
8002 Golf Sanding Program	0.00	0.00	0.00		0.00	4,311.00	-4,311.00	-100.0 %
8003 Golf Drainage Program	0.00	0.00	0.00		22,800.00	33,825.00	-11,025.00	-32.6 %
8004 Landscape & Drainage (Downspou	0.00	0.00	0.00		3,221.00	0.00	3,221.00	
8005 Golf Irrigation - System Repair - 2n	0.00	0.00	0.00		0.00	45,755.00	-45,755.00	-100.0 %
8007 Golf - Misc. - Turf Vacuum	0.00	0.00	0.00		0.00	16,528.00	-16,528.00	-100.0 %
8008 Crown Center Roof + Gutters/Dowr	0.00	0.00	0.00		795.00	0.00	795.00	
8010 Gazebo Repairs	0.00	0.00	0.00		0.00	1,500.00	-1,500.00	-100.0 %
8014 Pool Litigation Repairs	0.00	0.00	0.00		0.00	246,593.00	-246,593.00	-100.0 %
8015 Clubhouse Circuits	0.00	0.00	0.00		1,500.00	0.00	1,500.00	
8019 Golf - Mowers - 3100 Toro	0.00	0.00	0.00		0.00	41,078.00	-41,078.00	-100.0 %
8020 Outdoor Furniture Replacement (Pc	0.00	0.00	0.00		0.00	1,800.00	-1,800.00	-100.0 %
8024 Maintenance Shop Painting/Sliding	0.00	0.00	0.00		0.00	4,750.00	-4,750.00	-100.0 %
8025 USGA Green Survey for Golf Cours	0.00	0.00	0.00		0.00	3,223.00	-3,223.00	-100.0 %
8026 Golf - Tools and Small Equipment	0.00	0.00	0.00		0.00	2,946.00	-2,946.00	-100.0 %
8027 Water Heater Replacement	0.00	0.00	0.00		0.00	2,242.00	-2,242.00	-100.0 %
8029 Website Development	0.00	0.00	0.00		0.00	6,000.00	-6,000.00	-100.0 %
8030 Golf: Fairway Mower	0.00	0.00	0.00		0.00	79,990.00	-79,990.00	-100.0 %
8031 Golf: Transporter	0.00	0.00	0.00		0.00	15,499.00	-15,499.00	-100.0 %
8032 Maintenance Shop Fence Repair	0.00	0.00	0.00		0.00	8,690.00	-8,690.00	-100.0 %
8033 Pump Station Roof Replacement	0.00	0.00	0.00		0.00	3,200.00	-3,200.00	-100.0 %
8034 Outdoor Pool Consultant	0.00	0.00	0.00		0.00	25,000.00	-25,000.00	-100.0 %
8035 Master Deisgn- Renovations	0.00	0.00	0.00		0.00	50,000.00	-50,000.00	-100.0 %
8000 Total Reserve Expense	0.00	0.00	0.00		28,316.00	701,744.00	-673,428.00	-96.0 %
8050 Reserve Expense- Current	0.00	0.00	0.00		11,024.00	0.00	11,024.00	

	Actual 04/01/22 - 04/30/22	Budget 04/22 - 04/22	\$ Change	% Change	Actual YTD 01/01/22 - 04/30/22	Budget YTD 01/22 - 04/22	\$ Change	% Change
<b>TOTAL EXPENSE</b>	<b>0.00</b>	<b>0.00</b>	<b>0.00</b>		<b>94,556.53</b>	<b>701,744.00</b>	<b>-607,187.47</b>	<b>-86.5 %</b>
<b>NET INCOME</b>	<b>32,894.90</b>	<b>0.00</b>	<b>32,894.90</b>		<b>85,019.55</b>	<b>-631,744.00</b>	<b>716,763.55</b>	<b>113.5 %</b>
<b>NET INCOME SUMMARY</b>								
Income	32,894.90	0.00	32,894.90		179,576.08	70,000.00	109,576.08	156.5 %
Expense	0.00	0.00	0.00		-94,556.53	-701,744.00	607,187.47	86.5 %
Other Income & Expense	0.00	0.00	0.00		0.00	0.00	0.00	
<b>NET INCOME</b>	<b>32,894.90</b>	<b>0.00</b>	<b>32,894.90</b>		<b>85,019.55</b>	<b>-631,744.00</b>	<b>716,763.55</b>	<b>113.5 %</b>

Preliminary, Reviewed for reasonableness  
F. K. Treasurer

# Profit & Loss 12 Month Recap

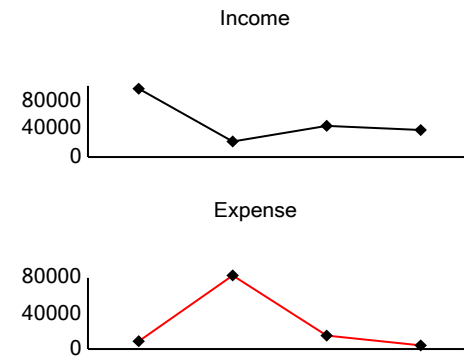

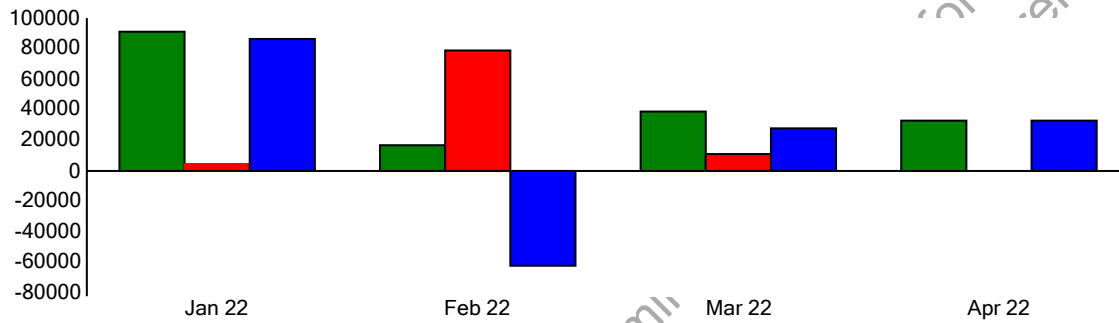
Property: King City Civic Association Reserves  
 Monthly recap 01/01/22 - 04/30/22 (cash basis)

	JAN 22	FEB 22	MAR 22	APR 22	TOTAL
<b>INCOME</b>					
4900 Reserve Income					
4901 Reserve Assessments	34,549.00	0.00	0.00	0.00	34,549.00
4902 Transfer Fees- Reserve Assessment	56,336.00	16,635.00	38,707.50	32,752.50	144,431.00
4906 Reserve Interest	171.14	137.83	144.71	142.40	596.08
4900 Total Reserve Income	91,056.14	16,772.83	38,852.21	32,894.90	179,576.08
<b>TOTAL INCOME</b>	91,056.14	16,772.83	38,852.21	32,894.90	179,576.08
<b>EXPENSE</b>					
5400 ADMIN SERVICES					
5495 Loan Interest Expense	0.00	55,216.53	0.00	0.00	55,216.53
5400 Total ADMIN SERVICES	0.00	55,216.53	0.00	0.00	55,216.53
8000 Reserve Expense					
8003 Golf Drainage Program	0.00	22,800.00	0.00	0.00	22,800.00
8004 Landscape & Drainage (Downspouts)	3,221.00	0.00	0.00	0.00	3,221.00
8008 Crown Center Roof + Gutters/Downs	0.00	795.00	0.00	0.00	795.00
8015 Clubhouse Circuits	1,500.00	0.00	0.00	0.00	1,500.00
8000 Total Reserve Expense	4,721.00	23,595.00	0.00	0.00	28,316.00
8050 Reserve Expense- Current	0.00	0.00	11,024.00	0.00	11,024.00
<b>TOTAL EXPENSE</b>	4,721.00	78,811.53	11,024.00	0.00	94,556.53
<b>NET INCOME</b>	86,335.14	-62,038.70	27,828.21	32,894.90	85,019.55

Preliminary, Reviewed for reasonableness by P.K. Treasurer

NET INCOME SUMMARY

	JAN 22	FEB 22	MAR 22	APR 22	TOTAL
Income	91,056.14	16,772.83	38,852.21	32,894.90	179,576.08
Expense	-4,721.00	-78,811.53	-11,024.00	0.00	-94,556.53
NET INCOME	86,335.14	-62,038.70	27,828.21	32,894.90	85,019.55





# Balance Sheet

Property: King City Golf Course  
As of 04/30/22 (cash basis)

## ASSETS

Fixed Asset	
1506 Golf Machinery/Equipment	629,624.56
Total Fixed Asset	629,624.56

Other Asset	
1600 Interfund	-92,778.38
Total Other Asset	-92,778.38

**TOTAL ASSETS** **536,846.18**

## LIABILITIES & EQUITY

### Liabilities

Other Current Liability	
2121 Donations- Golf Course	1,310.00
Total Other Current Liability	1,310.00

**Total Liabilities** 1,310.00

### Equity

3007 Golf Course Fund Balance Prior Year	629,689.75
3101 Current Year Income	-94,153.57

**Total Equity** 535,536.18

**TOTAL LIABILITIES & EQUITY** **536,846.18**

Preliminary, Reviewed for reasonableness  
F. K. Treasurer

# Budget Comparison

Property: King City Golf Course

Comparison Periods: 04/01/22 - 04/30/22 and 01/01/22 - 04/30/22 (cash basis)

EXPENSE	Actual 04/01/22 - 04/30/22	Budget 04/22 - 04/22	\$ Change	% Change	Actual YTD 01/01/22 - 04/30/22	Budget YTD 01/22 - 04/22	\$ Change	% Change
5000 Maintenance and Repair Services								
5001 General Maintenance/Repair	0.00	41.67	-41.67	-100.0 %	0.00	166.68	-166.68	-100.0 %
5006 Tool & Small Equipment	0.00	125.00	-125.00	-100.0 %	49.99	500.00	-450.01	-90.0 %
5007 Equipment Parts- Golf Course	718.20	1,125.00	-406.80	-36.2 %	5,449.44	4,500.00	949.44	21.1 %
5008 Janitorial Services	130.70	333.34	-202.64	-60.8 %	1,036.77	1,333.36	-296.59	-22.2 %
5011 Gas & Oil	253.15	1,100.00	-846.85	-77.0 %	2,844.78	4,400.00	-1,555.22	-35.3 %
5164 Alarm Monitoring- Golf Course	0.00	50.00	-50.00	-100.0 %	0.00	200.00	-200.00	-100.0 %
5188 Supplies- Golf Course	75.10	500.00	-424.90	-85.0 %	508.44	2,000.00	-1,491.56	-74.6 %
5000 Total Maintenance and Repair Serv	1,177.15	3,275.01	-2,097.86	-64.1 %	9,889.42	13,100.04	-3,210.62	-24.5 %
5200 LANDSCAPING								
5202 Earth Materials	678.70	750.00	-71.30	-9.5 %	2,026.69	3,000.00	-973.31	-32.4 %
5204 Tree Replacement/Pruning	0.00	0.00	0.00		1,150.00	0.00	1,150.00	
5206 Drainage	0.00	41.67	-41.67	-100.0 %	0.00	166.68	-166.68	-100.0 %
5209 Irrigation Repairs	0.00	208.34	-208.34	-100.0 %	0.00	833.36	-833.36	-100.0 %
5214 Fertilizer	8,667.44	1,250.00	7,417.44	593.4 %	8,777.47	5,000.00	3,777.47	75.5 %
5215 Chemicals- Golf Course	0.00	1,583.34	-1,583.34	-100.0 %	875.00	6,333.36	-5,458.36	-86.2 %
5200 Total LANDSCAPING	9,346.14	3,833.35	5,512.79	143.8 %	12,829.16	15,333.40	-2,504.24	-16.3 %
5300 UTILITY								
5313 Utility- Water- Golf Course	97.43	116.67	-19.24	-16.5 %	279.22	466.68	-187.46	-40.2 %
5314 Utility- Electricity- Golf Course	957.98	1,375.00	-417.02	-30.3 %	2,719.68	5,500.00	-2,780.32	-50.6 %
5315 Utility- Garbage & Recycling- Golf	400.05	166.67	233.38	140.0 %	1,441.20	666.68	774.52	116.2 %
5318 Utility- Sewer- Golf Course	0.00	166.67	-166.67	-100.0 %	787.80	666.68	121.12	18.2 %
5330 Utility- Effluent Water	0.00	1,666.67	-1,666.67	-100.0 %	0.00	6,666.68	-6,666.68	-100.0 %
5300 Total UTILITY	1,455.46	3,491.68	-2,036.22	-58.3 %	5,227.90	13,966.72	-8,738.82	-62.6 %
5400 ADMIN SERVICES								
5411 Advertising & Promotion Operations	0.00	0.00	0.00		386.00	0.00	386.00	
5400 Total ADMIN SERVICES	0.00	0.00	0.00		386.00	0.00	386.00	
5600 REC FACILITIES								
5603 Contractors	-872.50	0.00	-872.50		0.00	0.00	0.00	
5600 Total REC FACILITIES	-872.50	0.00	-872.50		0.00	0.00	0.00	
6000 PAYROLL & EMPLOYEE BENEFITS								
6003 Wages- Temp	0.00	0.00	0.00		7,119.42	0.00	7,119.42	
6012 Wages- Golf Course	12,324.61	18,381.00	-6,056.39	-32.9 %	44,695.93	73,524.00	-28,828.07	-39.2 %
6013 Employee Benefits- Golf Course	1,565.62	2,389.50	-823.88	-34.5 %	8,785.58	9,558.00	-772.42	-8.1 %
6014 Employer Taxes- Golf Course	1,416.66	1,902.42	-485.76	-25.5 %	5,220.16	7,609.68	-2,389.52	-31.4 %

	Actual 04/01/22 - 04/30/22	Budget 04/22 - 04/22	\$ Change	% Change	Actual YTD 01/01/22 - 04/30/22	Budget YTD 01/22 - 04/22	\$ Change	% Change
6000 Total PAYROLL & EMPLOYEE BENEFITS	15,306.89	22,672.92	-7,366.03	-32.5 %	65,821.09	90,691.68	-24,870.59	-27.4 %
6053 Contingency- Golf Course	0.00	166.67	-166.67	-100.0 %	0.00	666.68	-666.68	-100.0 %
<b>TOTAL EXPENSE</b>	<b>26,413.14</b>	<b>33,439.63</b>	<b>-7,026.49</b>	<b>-21.0 %</b>	<b>94,153.57</b>	<b>133,758.52</b>	<b>-39,604.95</b>	<b>-29.6 %</b>
<b>NET INCOME</b>	<b>-26,413.14</b>	<b>-33,439.63</b>	<b>7,026.49</b>	<b>21.0 %</b>	<b>-94,153.57</b>	<b>-133,758.52</b>	<b>39,604.95</b>	<b>29.6 %</b>
<b>NET INCOME SUMMARY</b>								
Income	0.00	0.00	0.00		0.00	0.00	0.00	
Expense	-26,413.14	-33,439.63	7,026.49	21.0 %	-94,153.57	-133,758.52	39,604.95	29.6 %
Other Income & Expense	0.00	0.00	0.00		0.00	0.00	0.00	
<b>NET INCOME</b>	<b>-26,413.14</b>	<b>-33,439.63</b>	<b>7,026.49</b>	<b>21.0 %</b>	<b>-94,153.57</b>	<b>-133,758.52</b>	<b>39,604.95</b>	<b>29.6 %</b>

Preliminary, Reviewed for reasonableness  
F. K. Treasurer

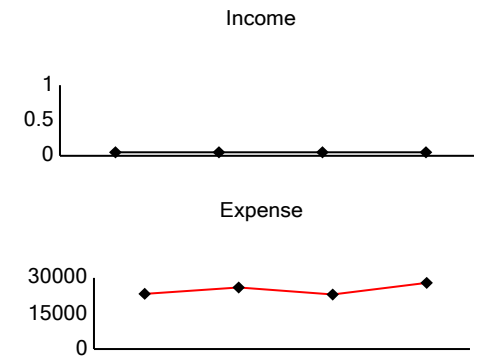
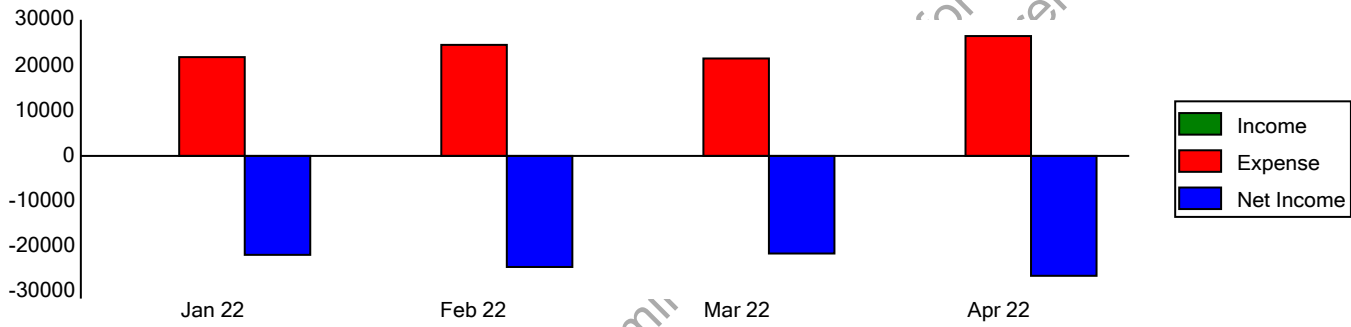
# Profit & Loss 12 Month Recap

Property: King City Golf Course  
 Monthly recap 01/01/22 - 04/30/22 (cash basis)

EXPENSE	JAN 22	FEB 22	MAR 22	APR 22	TOTAL
5000 Maintenance and Repair Services					
5006 Tool & Small Equipment	0.00	49.99	0.00	0.00	49.99
5007 Equipment Parts- Golf Course	1,562.20	2,767.73	401.31	718.20	5,449.44
5008 Janitorial Services	427.30	280.24	198.53	130.70	1,036.77
5011 Gas & Oil	0.00	1,094.94	1,496.69	253.15	2,844.78
5188 Supplies- Golf Course	138.62	77.73	216.99	75.10	508.44
5000 Total Maintenance and Repair Serv	2,128.12	4,270.63	2,313.52	1,177.15	9,889.42
5200 LANDSCAPING					
5202 Earth Materials	0.00	0.00	1,347.99	678.70	2,026.69
5204 Tree Replacement/Pruning	0.00	900.00	250.00	0.00	1,150.00
5214 Fertilizer	0.00	110.03	0.00	8,667.44	8,777.47
5215 Chemicals- Golf Course	0.00	875.00	0.00	0.00	875.00
5200 Total LANDSCAPING	0.00	1,885.03	1,597.99	9,346.14	12,829.16
5300 UTILITY					
5313 Utility- Water- Golf Course	58.43	64.93	58.43	97.43	279.22
5314 Utility- Electricity- Golf Course	0.00	840.31	921.39	957.98	2,719.68
5315 Utility- Garbage & Recycling- Golf C	383.25	286.05	371.85	400.05	1,441.20
5318 Utility- Sewer- Golf Course	393.90	0.00	393.90	0.00	787.80
5300 Total UTILITY	835.58	1,191.29	1,745.57	1,455.46	5,227.90
5400 ADMIN SERVICES					
5411 Advertising & Promotion Operations	0.00	0.00	386.00	0.00	386.00
5400 Total ADMIN SERVICES	0.00	0.00	386.00	0.00	386.00
5600 REC FACILITIES					
5603 Contractors	0.00	0.00	872.50	-872.50	0.00
5600 Total REC FACILITIES	0.00	0.00	872.50	-872.50	0.00
6000 PAYROLL & EMPLOYEE BENEFITS					
6003 Wages- Temp	2,732.40	3,036.00	1,351.02	0.00	7,119.42
6012 Wages- Golf Course	11,113.68	11,317.06	9,940.58	12,324.61	44,695.93
6013 Employee Benefits- Golf Course	3,643.21	1,443.46	2,133.29	1,565.62	8,785.58
6014 Employer Taxes- Golf Course	1,326.63	1,324.49	1,152.38	1,416.66	5,220.16
6000 Total PAYROLL & EMPLOYEE BEN	18,815.92	17,121.01	14,577.27	15,306.89	65,821.09
TOTAL EXPENSE	21,779.62	24,467.96	21,492.85	26,413.14	94,153.57
NET INCOME	-21,779.62	-24,467.96	-21,492.85	-26,413.14	-94,153.57

NET INCOME SUMMARY

	JAN 22	FEB 22	MAR 22	APR 22	TOTAL
Income	0.00	0.00	0.00	0.00	0.00
Expense	-21,779.62	-24,467.96	-21,492.85	-26,413.14	-94,153.57
NET INCOME	-21,779.62	-24,467.96	-21,492.85	-26,413.14	-94,153.57



# Balance Sheet

Property: King City Pro Shop  
As of 04/30/22 (cash basis)

## ASSETS

Bank		
1014 Cash in US Bank Op		55,313.53
1017 Cash in Columbia Bank MM Operating		<u>294,991.78</u>
Total Bank		350,305.31
Other Current Asset		
12002 Pass through- CB & US Bank		<u>-1,355.44</u>
Total Other Current Asset		-1,355.44
Other Asset		
1600 Interfund		<u>61,364.14</u>
Total Other Asset		61,364.14
<b>TOTAL ASSETS</b>		<b><u><u>410,314.01</u></u></b>

## LIABILITIES & EQUITY

### Equity

3008 Pro Shop Fund Balance Prior Year		329,343.50
3101 Current Year Income		<u>80,970.51</u>

### Total Equity

410,314.01

## TOTAL LIABILITIES & EQUITY

**410,314.01**

Preliminary, Reviewed for reasonableness  
F. K. Treasurer

# Budget Comparison

Property: King City Pro Shop

Comparison Periods: 04/01/22 - 04/30/22 and 01/01/22 - 04/30/22 (cash basis)

	Actual 04/01/22 - 04/30/22	Budget 04/22 - 04/22	\$ Change	% Change	Actual YTD 01/01/22 - 04/30/22	Budget YTD 01/22 - 04/22	\$ Change	% Change
<b>INCOME</b>								
4000 Income								
4103 Annual Unlimited Golf Pass	0.00	1,791.67	-1,791.67	-100.0 %	26,925.00	7,166.68	19,758.32	275.7 %
4104 Winter Golf Pass	0.00	125.00	-125.00	-100.0 %	450.00	500.00	-50.00	-10.0 %
4105 Season Golf Pass	5,600.00	4,000.00	1,600.00	40.0 %	40,425.00	16,000.00	24,425.00	152.7 %
4106 Trail Pass- Cart Registration	515.00	261.67	253.33	96.8 %	3,255.00	1,046.68	2,208.32	211.0 %
4107 Golf Club Storage	0.00	70.42	-70.42	-100.0 %	375.00	281.68	93.32	33.1 %
4108 Daily Green Fees	12,926.00	12,500.00	426.00	3.4 %	39,849.00	50,000.00	-10,151.00	-20.3 %
4109 Facility Rental	-2,064.00	0.00	-2,064.00		0.00	0.00	0.00	
4110 Sales- Food	261.00	558.34	-297.34	-53.3 %	706.50	2,233.36	-1,526.86	-68.4 %
4111 Sales- Beer & Wine	309.00	500.00	-191.00	-38.2 %	759.00	2,000.00	-1,241.00	-62.0 %
4112 Sales- Merchandise	631.95	500.00	131.95	26.4 %	1,658.95	2,000.00	-341.05	-17.1 %
4113 Youth Golf Pass	130.00	62.50	67.50	108.0 %	130.00	250.00	-120.00	-48.0 %
4115 Golf Repair Income	0.00	8.34	-8.34	-100.0 %	0.00	33.36	-33.36	-100.0 %
4116 Power Cart Rentals	3,448.00	1,943.34	1,504.66	77.4 %	4,928.00	7,773.36	-2,845.36	-36.6 %
4000 Total Income	21,756.95	22,321.28	-564.33	-2.5 %	119,461.45	89,285.12	30,176.33	33.8 %
<b>TOTAL INCOME</b>	<b>21,756.95</b>	<b>22,321.28</b>	<b>-564.33</b>	<b>-2.5 %</b>	<b>119,461.45</b>	<b>89,285.12</b>	<b>30,176.33</b>	<b>33.8 %</b>
<b>EXPENSE</b>								
5000 Maintenance and Repair Services								
5163 Security/Monitoring- Pro Shop	0.00	80.84	-80.84	-100.0 %	468.45	323.36	145.09	44.9 %
5187 Supplies- Pro Shop	0.00	72.50	-72.50	-100.0 %	277.76	290.00	-12.24	-4.2 %
5000 Total Maintenance and Repair Serv	0.00	153.34	-153.34	-100.0 %	746.21	613.36	132.85	21.7 %
5300 UTILITY								
5310 Utility- Water- Pro Shop	241.18	525.00	-283.82	-54.1 %	933.50	2,100.00	-1,166.50	-55.5 %
5311 Utility- Electricity- Pro Shop	460.53	475.00	-14.47	-3.0 %	1,491.35	1,900.00	-408.65	-21.5 %
5312 Utility- Garbage & Recycling- Pro S	73.78	70.84	2.94	4.2 %	295.12	283.36	11.76	4.2 %
5324 Utility- Natrual Gas- Pro Shop	0.00	625.00	-625.00	-100.0 %	0.00	2,500.00	-2,500.00	-100.0 %
5300 Total UTILITY	775.49	1,695.84	-920.35	-54.3 %	2,719.97	6,783.36	-4,063.39	-59.9 %
5400 ADMIN SERVICES								
5403 Advertising & Promotion- Pro Shop	0.00	225.00	-225.00	-100.0 %	0.00	900.00	-900.00	-100.0 %
5405 Merchant Fees- Pro Shop	2,593.07	0.00	2,593.07		2,593.07	0.00	2,593.07	
5423 Office Supplies- Pro Shop	117.78	25.00	92.78	371.1 %	549.82	100.00	449.82	449.8 %
5455 Licenses/Annual Reports- Pro Shop	0.00	100.00	-100.00	-100.0 %	435.00	400.00	35.00	8.8 %
5478 Bank Charges	0.00	0.00	0.00		60.00	0.00	60.00	
5479 Merchant Fees	-1,606.61	0.00	-1,606.61		0.00	0.00	0.00	
5481 Cost of Goods Merchant Fee	0.00	591.67	-591.67	-100.0 %	0.00	2,366.68	-2,366.68	-100.0 %
5499 Cash Over/Short- Pro Shop	0.00	8.34	-8.34	-100.0 %	0.00	33.36	-33.36	-100.0 %

	Actual 04/01/22 - 04/30/22	Budget 04/22 - 04/22	\$ Change	% Change	Actual YTD 01/01/22 - 04/30/22	Budget YTD 01/22 - 04/22	\$ Change	% Change
5400 Total ADMIN SERVICES	1,104.24	950.01	154.23	16.2 %	3,637.89	3,800.04	-162.15	-4.3 %
5550 COST OF GOODS SOLD								
5551 Cost of Goods Sold- Beer & Wine	356.11	333.34	22.77	6.8 %	525.85	1,333.36	-807.51	-60.6 %
5552 Cost of Goods Sold- Food	0.00	375.00	-375.00	-100.0 %	251.44	1,500.00	-1,248.56	-83.2 %
5553 Cost of Goods Sold- Merchandise	348.53	333.34	15.19	4.6 %	2,913.67	1,333.36	1,580.31	118.5 %
5560 Golf Pass Refunds	0.00	58.34	-58.34	-100.0 %	0.00	233.36	-233.36	-100.0 %
5550 Total COST OF GOODS SOLD	704.64	1,100.02	-395.38	-35.9 %	3,690.96	4,400.08	-709.12	-16.1 %
5600 REC FACILITIES								
5616 Golf Cart Maintenance	0.00	250.00	-250.00	-100.0 %	0.00	1,000.00	-1,000.00	-100.0 %
5600 Total REC FACILITIES	0.00	250.00	-250.00	-100.0 %	0.00	1,000.00	-1,000.00	-100.0 %
6000 PAYROLL & EMPLOYEE BENEFITS								
6008 Wages- Pro Shop	7,050.23	7,903.09	-852.86	-10.8 %	23,937.95	31,612.36	-7,674.41	-24.3 %
6009 Employee Benefits- Pro Shop	173.00	1,027.42	-854.42	-83.2 %	895.52	4,109.68	-3,214.16	-78.2 %
6010 Employer Taxes- Pro Shop	832.71	818.00	14.71	1.8 %	2,862.44	3,272.00	-409.56	-12.5 %
6000 Total PAYROLL & EMPLOYEE BENEFITS	8,055.94	9,748.51	-1,692.57	-17.4 %	27,695.91	38,994.04	-11,298.13	-29.0 %
6052 Contingency- Pro Shop	0.00	166.67	-166.67	-100.0 %	0.00	666.68	-666.68	-100.0 %
<b>TOTAL EXPENSE</b>	<b>10,640.31</b>	<b>14,064.39</b>	<b>-3,424.08</b>	<b>-24.3 %</b>	<b>38,490.94</b>	<b>56,257.56</b>	<b>-17,766.62</b>	<b>-31.6 %</b>
<b>NET INCOME</b>	<b>11,116.64</b>	<b>8,256.89</b>	<b>2,859.75</b>	<b>34.6 %</b>	<b>80,970.51</b>	<b>33,027.56</b>	<b>47,942.95</b>	<b>145.2 %</b>
<b>NET INCOME SUMMARY</b>								
Income	21,756.95	22,321.28	-564.33	-2.5 %	119,461.45	89,285.12	30,176.33	33.8 %
Expense	-10,640.31	-14,064.39	3,424.08	24.3 %	-38,490.94	-56,257.56	17,766.62	31.6 %
Other Income & Expense	0.00	0.00	0.00		0.00	0.00	0.00	
<b>NET INCOME</b>	<b>11,116.64</b>	<b>8,256.89</b>	<b>2,859.75</b>	<b>34.6 %</b>	<b>80,970.51</b>	<b>33,027.56</b>	<b>47,942.95</b>	<b>145.2 %</b>



# Profit & Loss 12 Month Recap

Property: King City Pro Shop  
 Monthly recap 01/01/22 - 04/30/22 (cash basis)

	JAN 22	FEB 22	MAR 22	APR 22	TOTAL
<b>INCOME</b>					
4000 Income					
4103 Annual Unlimited Golf Pass	23,275.00	1,050.00	2,600.00	0.00	26,925.00
4104 Winter Golf Pass	450.00	0.00	0.00	0.00	450.00
4105 Season Golf Pass	4,675.00	5,950.00	24,200.00	5,600.00	40,425.00
4106 Trail Pass- Cart Registration	1,815.00	515.00	410.00	515.00	3,255.00
4107 Golf Club Storage	375.00	0.00	0.00	0.00	375.00
4108 Daily Green Fees	7,457.00	8,836.00	10,630.00	12,926.00	39,849.00
4109 Facility Rental	0.00	475.00	1,589.00	-2,064.00	0.00
4110 Sales- Food	72.00	142.00	231.50	261.00	706.50
4111 Sales- Beer & Wine	33.00	145.00	272.00	309.00	759.00
4112 Sales- Merchandise	281.50	269.00	476.50	631.95	1,658.95
4113 Youth Golf Pass	0.00	0.00	0.00	130.00	130.00
4116 Power Cart Rentals	700.00	780.00	0.00	3,448.00	4,928.00
4000 Total Income	39,133.50	18,162.00	40,409.00	21,756.95	119,461.45
<b>TOTAL INCOME</b>	39,133.50	18,162.00	40,409.00	21,756.95	119,461.45
<b>EXPENSE</b>					
5000 Maintenance and Repair Services					
5163 Security/Monitoring- Pro Shop	0.00	0.00	468.45	0.00	468.45
5187 Supplies- Pro Shop	227.88	49.88	0.00	0.00	277.76
5000 Total Maintenance and Repair Serv	227.88	49.88	468.45	0.00	746.21
5300 UTILITY					
5310 Utility- Water- Pro Shop	236.72	223.34	232.26	241.18	933.50
5311 Utility- Electricity- Pro Shop	0.00	570.29	460.53	460.53	1,491.35
5312 Utility- Garbage & Recycling- Pro Sh	73.78	73.78	73.78	73.78	295.12
5300 Total UTILITY	310.50	867.41	766.57	775.49	2,719.97
5400 ADMIN SERVICES					
5405 Merchant Fees- Pro Shop	0.00	0.00	0.00	2,593.07	2,593.07
5410 Office Supplies/Printing/Postage	120.00	0.00	-120.00	0.00	0.00
5423 Office Supplies- Pro Shop	71.84	240.20	120.00	117.78	549.82
5455 Licenses/Annual Reports- Pro Shop	0.00	435.00	0.00	0.00	435.00
5478 Bank Charges	0.00	0.00	60.00	0.00	60.00
5479 Merchant Fees	382.18	733.02	491.41	-1,606.61	0.00
5400 Total ADMIN SERVICES	574.02	1,408.22	551.41	1,104.24	3,637.89
5550 COST OF GOODS SOLD					
5551 Cost of Goods Sold- Beer & Wine	169.74	0.00	0.00	356.11	525.85
5552 Cost of Goods Sold- Food	221.88	29.56	0.00	0.00	251.44

	JAN 22	FEB 22	MAR 22	APR 22	TOTAL
5553 Cost of Goods Sold- Merchandise	324.43	0.00	2,240.71	348.53	2,913.67
5550 Total COST OF GOODS SOLD	716.05	29.56	2,240.71	704.64	3,690.96
<b>6000 PAYROLL &amp; EMPLOYEE BENEFITS</b>					
6008 Wages- Pro Shop	4,721.25	6,471.03	5,695.44	7,050.23	23,937.95
6009 Employee Benefits- Pro Shop	173.00	337.42	212.10	173.00	895.52
6010 Employer Taxes- Pro Shop	571.23	782.75	675.75	832.71	2,862.44
6000 Total PAYROLL & EMPLOYEE BEN	5,465.48	7,591.20	6,583.29	8,055.94	27,695.91
<b>TOTAL EXPENSE</b>	<b>7,293.93</b>	<b>9,946.27</b>	<b>10,610.43</b>	<b>10,640.31</b>	<b>38,490.94</b>
<b>NET INCOME</b>	<b>31,839.57</b>	<b>8,215.73</b>	<b>29,798.57</b>	<b>11,116.64</b>	<b>80,970.51</b>
<b>NET INCOME SUMMARY</b>					
Income	39,133.50	18,162.00	40,409.00	21,756.95	119,461.45
Expense	-7,293.93	-9,946.27	-10,610.43	-10,640.31	-38,490.94
<b>NET INCOME</b>	<b>31,839.57</b>	<b>8,215.73</b>	<b>29,798.57</b>	<b>11,116.64</b>	<b>80,970.51</b>

