

King City Civic Association
Summary
(Modified Cash Basis)
February 2022

		Operating Fund	Replacement Reserve Fund	Golf Course	Pro Shop	Total Fund Balances
Beginning Equity		1,757,095.31	(366,441.65)	629,689.75	329,343.50	2,349,686.91
Operating Investment Fund		45,000.00				45,000.00
		<u>1,802,095.31</u>	<u>(366,441.65)</u>	<u>629,689.75</u>	<u>329,343.50</u>	<u>2,394,686.91</u>
Income		905,654.31	107,828.97		57,295.50	1,070,778.78
Expenses	***	(118,774.14)	(83,532.53)	(46,247.58)	(17,240.20)	(265,794.45)
Net income		<u>786,880.17</u>	<u>24,296.44</u>	<u>(46,247.58)</u>	<u>40,055.30</u>	<u>804,984.33</u>
Ending Equity		<u>2,588,975.48</u>	<u>(342,145.21)</u>	<u>583,442.17</u>	<u>369,398.80</u>	<u>3,199,671.24</u>
Cash in NW Bank Operating	1010	68,739.78				68,739.78
Cash in NW Bank DDM Cheking	1013	-				-
Cash in NW Bank Debit Card	1015	3,999.16				3,999.16
Cash in Columbia Bank Operating (Petty Cash)	1016	2,995.82				2,995.82
Cash in Pety Cash	1018	500.00				500.00
Cash in DDM Op Sweep	1019	706,608.16				706,608.16
Cash in NW Bank MM Reserves	1011		162,092.83			162,092.83
Cash in NW Bank Replacement Reserves	1020		-			-
Cash in NW Bank DDM Sweep	1022		630,652.11			630,652.11
Cash in NW Bank Ln DDM Reserve	1023		-			-
Cash in NW Bank Loan Payment Reserve	1024		102,670.49			102,670.49
Cash in US Bank- Pro Shop	1014				44,912.19	44,912.19
Cash in CB MM- Pro Shop	1017				242,686.20	242,686.20
Undeposited funds	12000					-
Pass through	12001	101.55			(1,739.60)	(1,638.05)
Land & Improvements	1500	212,264.56				212,264.56
Buildings	1501	1,182,505.45				1,182,505.45
Irrigation	1502	501,703.25				501,703.25
Software Owned	1503	5,023.50				5,023.50
Furniture & Fixtures	1504	92,303.70				92,303.70
Office Furniture & Equipment	1505	31,768.38				31,768.38
Aquatic Center	1509	1,867,877.42				1,867,877.42
Accumulated Depreciation	1510	(2,184,355.85)				(2,184,355.85)
Golf Machinery & Equipment	1506			629,624.56		629,624.56
Accounts Payable	2000					-
Notes Payable	2100		(1,088,047.54)			(1,088,047.54)
Capital Lease Liability	2110	(4,223.38)				(4,223.38)
Capital Lease Liability- Golf Course	2111					-
Donations- Liability- Pool	2120	(1,215.88)				(1,215.88)
Donations- Liability- Golf Course	2121			(1,310.00)		(1,310.00)
Donations Liability- Library	2122	(1,634.70)				(1,634.70)
Donations Liability- Hello Neighbors	2123	(123.23)				(123.23)
Prepaid Assessments	2210	(6,707.69)				(6,707.69)
Deferred Revenue- 2022 Golf Passes	2250					-
		<u>2,478,130.00</u>	<u>(192,632.11)</u>	<u>628,314.56</u>	<u>285,858.79</u>	<u>3,199,671.24</u>
Interfund Due	**	<u>110,845.48</u>	<u>(149,513.10)</u>	<u>(44,872.39)</u>	<u>83,540.01</u>	<u>-</u>
Amounts due from Quickbooks- when does this transfer?	**	118,777.79	(118,777.79)			
Golf Expenses paid by Operating YTD	**	46,247.58		(46,247.58)		
Operating expense paid by Pro Shop	**	(83,540.01)			83,540.01	
Reserve expense paid by Operating 2021- Transfer ASAP	**	13,131.32	(13,131.32)			
Reserve expense paid by Operating YTD- Transfer ASAP	**	16,228.80	(16,228.80)			
Reserve expenses reclassified from Golf expenses- 2021	**		(1,375.19)	1,375.19		
		<u>110,845.48</u>	<u>(149,513.10)</u>	<u>(44,872.39)</u>	<u>83,540.01</u>	<u>-</u>

Note: Reserve Assessment transfer entry for 2021 is still outstanding

Balance Sheet

Properties: King City Civic Association, King City Golf Course, King City Pro Shop
As of 02/28/22 (cash basis)

ASSETS

Bank

1010 Cash in NW Bank Operating	68,739.78
1014 Cash in US Bank Op	44,912.19
1015 Cash in NW Bank Debit Card	3,999.16
1016 Cash in Columbia Bank Operating	2,995.82
1017 Cash in Columbia Bank MM Operating	242,686.20
1018 Petty Cash	500.00
1019 Cash in NW Bank DDM Op Checking Sweep	706,608.16

Total Bank 1,070,441.31

Other Current Asset

12001 Pass-through	101.55
12002 Pass through- CB & US Bank	-1,739.60

Total Other Current Asset -1,638.05

Fixed Asset

1500 Land & Improvements	212,264.56
1501 Buildings	1,182,505.45
1502 Irrigation	501,703.25
1503 Software Owned	5,023.50
1504 Furniture & Fixtures	92,303.70
1505 Office Furniture & Equipment	31,768.38
1506 Golf Machinery/Equipment	629,624.56
1509 Aquatic Center	1,867,877.42
1510 Accumulated Depreciation	-2,184,355.85

Total Fixed Asset 2,338,714.97

Other Asset

1600 Interfund	149,513.10
----------------	------------

Total Other Asset 149,513.10

TOTAL ASSETS

3,557,031.33

LIABILITIES & EQUITY

Liabilities

Other Current Liability

2110 Capital Lease Liability	4,223.38
2120 Donations- Pools	1,215.88
2121 Donations- Golf Course	1,310.00
2122 Donations- Library	1,634.70
2123 Donations- Hello Neighbors	123.23
2210 Prepaid Assessments	6,707.69

Total Other Current Liability 15,214.88

Total Liabilities

15,214.88

Equity

3001 Operating Fund Balance Prior Year	1,757,095.31
3005 Operating Investment Fund	45,000.00
3007 Golf Course Fund Balance Prior Year	629,689.75

3008 Pro Shop Fund Balance Prior Year	329,343.50
3101 Current Year Income	<u>780,687.89</u>
Total Equity	<u>3,541,816.45</u>
TOTAL LIABILITIES & EQUITY	<u><u>3,557,031.33</u></u>

Budget Comparison

Properties: King City Civic Association, King City Golf Course, King City Pro Shop
 Comparison Periods: 02/01/22 - 02/28/22 and 01/01/22 - 02/28/22 (cash basis)

	Actual 02/01/22 - 02/28/22	Budget 02/22 - 02/22	\$ Change	% Change	Actual YTD 01/01/22 - 02/28/22	Budget YTD 01/22 - 02/22	\$ Change	% Change
INCOME								
4000 Income								
4001 Regular Assessments	218,291.74	0.00	218,291.74		939,200.34	1,161,000.00	-221,799.66	-19.1 %
4100 Interest Revenue	16.97	0.00	16.97		16.97	0.00	16.97	
4102 Convenience Fees	0.00	8.34	-8.34	-100.0 %	0.00	16.68	-16.68	-100.0 %
4103 Annual Unlimited Golf Pass	1,050.00	1,791.67	-741.67	-41.4 %	24,325.00	3,583.34	20,741.66	578.8 %
4104 Winter Golf Pass	0.00	125.00	-125.00	-100.0 %	450.00	250.00	200.00	80.0 %
4105 Season Golf Pass	5,950.00	4,000.00	1,950.00	48.8 %	10,625.00	8,000.00	2,625.00	32.8 %
4106 Trail Pass- Cart Registration	515.00	261.67	253.33	96.8 %	2,330.00	523.34	1,806.66	345.2 %
4107 Golf Club Storage	0.00	70.42	-70.42	-100.0 %	375.00	140.84	234.16	166.3 %
4108 Daily Green Fees	8,836.00	12,500.00	-3,664.00	-29.3 %	16,293.00	25,000.00	-8,707.00	-34.8 %
4109 Facility Rental	475.00	208.34	266.66	128.0 %	475.00	416.68	58.32	14.0 %
4110 Sales- Food	142.00	558.34	-416.34	-74.6 %	214.00	1,116.68	-902.68	-80.8 %
4111 Sales- Beer & Wine	145.00	500.00	-355.00	-71.0 %	178.00	1,000.00	-822.00	-82.2 %
4112 Sales- Merchandise	269.00	500.00	-231.00	-46.2 %	550.50	1,000.00	-449.50	-45.0 %
4113 Youth Golf Pass	0.00	62.50	-62.50	-100.0 %	0.00	125.00	-125.00	-100.0 %
4115 Golf Repair Income	0.00	8.34	-8.34	-100.0 %	0.00	16.68	-16.68	-100.0 %
4116 Power Cart Rentals	780.00	1,943.34	-1,163.34	-59.9 %	1,480.00	3,886.68	-2,406.68	-61.9 %
4501 Late Charges	350.00	250.00	100.00	40.0 %	600.00	500.00	100.00	20.0 %
4511 Keys and Fobs	386.00	83.34	302.66	363.2 %	386.00	166.68	219.32	131.6 %
4000 Total Income	237,206.71	22,871.30	214,335.41	937.1 %	997,498.81	1,206,742.60	-209,243.79	-17.3 %
4900 Reserve Income								
4901 Reserve Assessments	0.00	0.00	0.00		-34,549.00	-70,000.00	35,451.00	50.6 %
4900 Total Reserve Income	0.00	0.00	0.00		-34,549.00	-70,000.00	35,451.00	50.6 %
TOTAL INCOME	237,206.71	22,871.30	214,335.41	937.1 %	962,949.81	1,136,742.60	-173,792.79	-15.3 %
EXPENSE								
5000 Maintenance and Repair Services								
5001 General Maintenance/Repair	0.00	41.67	-41.67	-100.0 %	0.00	83.34	-83.34	-100.0 %
5006 Tool & Small Equipment	49.99	125.00	-75.01	-60.0 %	49.99	250.00	-200.01	-80.0 %
5007 Equipment Parts- Golf Course	2,767.73	1,125.00	1,642.73	146.0 %	4,329.93	2,250.00	2,079.93	92.4 %
5008 Janitorial Services	280.24	333.34	-53.10	-15.9 %	707.54	666.68	40.86	6.1 %
5010 Janitorial Supplies	687.60	1,015.67	-328.07	-32.3 %	935.89	2,031.34	-1,095.45	-53.9 %
5011 Gas & Oil	1,094.94	1,100.00	-5.06	-0.5 %	1,094.94	2,200.00	-1,105.06	-50.2 %
5162 Security/Monitoring	25.00	166.67	-141.67	-85.0 %	350.00	333.34	16.66	5.0 %
5163 Security/Monitoring- Pro Shop	0.00	80.84	-80.84	-100.0 %	0.00	161.68	-161.68	-100.0 %
5164 Alarm Monitoring- Golf Course	0.00	50.00	-50.00	-100.0 %	0.00	100.00	-100.00	-100.0 %
5186 Supplies- Operating	0.00	0.00	0.00		235.77	0.00	235.77	

	Actual 02/01/22 - 02/28/22	Budget 02/22 - 02/22	\$ Change	% Change	Actual YTD 01/01/22 - 02/28/22	Budget YTD 01/22 - 02/22	\$ Change	% Change
5187 Supplies- Pro Shop	49.88	72.50	-22.62	-31.2 %	277.76	145.00	132.76	91.6 %
5188 Supplies- Golf Course	77.73	500.00	-422.27	-84.5 %	216.35	1,000.00	-783.65	-78.4 %
5000 Total Maintenance and Repair Serv	5,033.11	4,610.69	422.42	9.2 %	8,198.17	9,221.38	-1,023.21	-11.1 %
5200 LANDSCAPING								
5201 Landscape Contract Services	0.00	416.67	-416.67	-100.0 %	0.00	833.34	-833.34	-100.0 %
5202 Earth Materials	0.00	750.00	-750.00	-100.0 %	0.00	1,500.00	-1,500.00	-100.0 %
5204 Tree Replacement/Pruning	900.00	833.34	66.66	8.0 %	900.00	1,666.68	-766.68	-46.0 %
5206 Drainage	0.00	41.67	-41.67	-100.0 %	0.00	83.34	-83.34	-100.0 %
5209 Irrigation Repairs	0.00	208.34	-208.34	-100.0 %	0.00	416.68	-416.68	-100.0 %
5214 Fertilizer	110.03	1,250.00	-1,139.97	-91.2 %	110.03	2,500.00	-2,389.97	-95.6 %
5215 Chemicals- Golf Course	875.00	1,583.34	-708.34	-44.7 %	875.00	3,166.68	-2,291.68	-72.4 %
5200 Total LANDSCAPING	1,885.03	5,083.36	-3,198.33	-62.9 %	1,885.03	10,166.72	-8,281.69	-81.5 %
5300 UTILITY								
5301 Utility - Water	410.96	1,250.00	-839.04	-67.1 %	817.46	2,500.00	-1,682.54	-67.3 %
5302 Utility - Sewer	0.00	1,083.34	-1,083.34	-100.0 %	2,128.62	2,166.68	-38.06	-1.8 %
5303 Utility - Electricity	1,687.59	629.17	1,058.42	168.2 %	1,687.59	1,258.34	429.25	34.1 %
5304 Utility - Natural Gas	1,625.70	375.00	1,250.70	333.5 %	3,413.29	750.00	2,663.29	355.1 %
5305 Utility - Garbage and Recycling	181.56	500.00	-318.44	-63.7 %	427.92	1,000.00	-572.08	-57.2 %
5306 Utility - Telephone	1,436.43	1,666.67	-230.24	-13.8 %	2,876.18	3,333.34	-457.16	-13.7 %
5308 Utility - Cable Television	2.11	2.00	0.11	5.5 %	4.22	4.00	0.22	5.5 %
5309 Utility - Internet Services	199.95	208.34	-8.39	-4.0 %	399.90	416.68	-16.78	-4.0 %
5310 Utility- Water- Pro Shop	223.34	525.00	-301.66	-57.5 %	460.06	1,050.00	-589.94	-56.2 %
5311 Utility- Electricity- Pro Shop	570.29	475.00	95.29	20.1 %	570.29	950.00	-379.71	-40.0 %
5312 Utility- Garbage & Recycling- Pro S	73.78	70.84	2.94	4.2 %	147.56	141.68	5.88	4.2 %
5313 Utility- Water- Golf Course	64.93	116.67	-51.74	-44.3 %	123.36	233.34	-109.98	-47.1 %
5314 Utility- Electricity- Golf Course	840.31	1,375.00	-534.69	-38.9 %	840.31	2,750.00	-1,909.69	-69.4 %
5315 Utility- Garbage & Recycling- Golf C	286.05	166.67	119.38	71.6 %	669.30	333.34	335.96	100.8 %
5318 Utility- Sewer- Golf Course	0.00	166.67	-166.67	-100.0 %	393.90	333.34	60.56	18.2 %
5319 Utility- Water- Pool	97.82	641.67	-543.85	-84.8 %	200.10	1,283.34	-1,083.24	-84.4 %
5321 Utility- Electricity- Pool	1,112.64	1,166.67	-54.03	-4.6 %	1,112.64	2,333.34	-1,220.70	-52.3 %
5324 Utility- Natrual Gas- Pro Shop	0.00	625.00	-625.00	-100.0 %	0.00	1,250.00	-1,250.00	-100.0 %
5330 Utility- Effluent Water	0.00	1,666.67	-1,666.67	-100.0 %	0.00	3,333.34	-3,333.34	-100.0 %
5300 Total UTILITY	8,813.46	12,710.38	-3,896.92	-30.7 %	16,272.70	25,420.76	-9,148.06	-36.0 %
5400 ADMIN SERVICES								
5401 Management Services - Contract	4,700.00	4,700.00	0.00	0.0 %	9,400.00	9,400.00	0.00	0.0 %
5402 Management Services - Extra	16.24	0.00	16.24		33.06	0.00	33.06	
5403 Advertising & Promotion- Pro Shop	0.00	225.00	-225.00	-100.0 %	0.00	450.00	-450.00	-100.0 %
5407 Dues/Memberships/Subscriptions	498.50	666.67	-168.17	-25.2 %	1,076.17	1,333.34	-257.17	-19.3 %
5410 Office Supplies/Printing/Postage	367.07	583.34	-216.27	-37.1 %	1,760.48	1,166.68	593.80	50.9 %
5413 Mileage- Training/CE/Meetings	200.00	250.00	-50.00	-20.0 %	400.00	500.00	-100.00	-20.0 %
5415 Delivery & Newspaper Distribution	0.00	333.34	-333.34	-100.0 %	0.00	666.68	-666.68	-100.0 %
5419 Member Services	0.00	500.00	-500.00	-100.0 %	0.00	1,000.00	-1,000.00	-100.0 %
5420 Musicals- Monthly	0.00	125.00	-125.00	-100.0 %	0.00	250.00	-250.00	-100.0 %

	Actual 02/01/22 - 02/28/22	Budget 02/22 - 02/22	\$ Change	% Change	Actual YTD 01/01/22 - 02/28/22	Budget YTD 01/22 - 02/22	\$ Change	% Change
5421 Hello Neighbors	41.01	83.34	-42.33	-50.8 %	160.62	166.68	-6.06	-3.6 %
5422 Reserve Study Preparation/Update	0.00	666.67	-666.67	-100.0 %	0.00	1,333.34	-1,333.34	-100.0 %
5423 Office Supplies- Pro Shop	240.20	25.00	215.20	860.8 %	312.04	50.00	262.04	524.1 %
5430 Website Expenses	100.00	452.50	-352.50	-77.9 %	200.00	905.00	-705.00	-77.9 %
5431 Library Expenses	290.97	291.67	-0.70	-0.2 %	290.97	583.34	-292.37	-50.1 %
5438 Legal/Collection Expenses	6,853.50	2,625.00	4,228.50	161.1 %	6,853.50	5,250.00	1,603.50	30.5 %
5440 Legal- Pool Litigation	14,769.08	4,875.00	9,894.08	203.0 %	14,769.08	9,750.00	5,019.08	51.5 %
5446 Accounting/Tax Returns/Reviews	460.00	1,250.00	-790.00	-63.2 %	460.00	2,500.00	-2,040.00	-81.6 %
5450 Tax Expense	0.00	533.34	-533.34	-100.0 %	0.00	1,066.68	-1,066.68	-100.0 %
5454 Licenses/Annual Reports- Operatio	0.00	133.34	-133.34	-100.0 %	0.00	266.68	-266.68	-100.0 %
5455 Licenses/Annual Reports- Pro Sho	435.00	100.00	335.00	335.0 %	435.00	200.00	235.00	117.5 %
5458 Insurance	5,585.16	4,916.67	668.49	13.6 %	8,377.74	9,833.34	-1,455.60	-14.8 %
5459 Auto Insurance	396.34	233.34	163.00	69.9 %	594.51	466.68	127.83	27.4 %
5478 Bank Charges	0.00	32.50	-32.50	-100.0 %	5.00	65.00	-60.00	-92.3 %
5479 Merchant Fees	817.08	8.34	808.74	9,697.1 %	1,329.64	16.68	1,312.96	7,871.5 %
5481 Cost of Goods Merchant Fee	0.00	591.67	-591.67	-100.0 %	0.00	1,183.34	-1,183.34	-100.0 %
5493 Gifts	0.00	41.67	-41.67	-100.0 %	0.00	83.34	-83.34	-100.0 %
5498 Cash Over/Short- Operations	0.00	4.17	-4.17	-100.0 %	0.00	8.34	-8.34	-100.0 %
5499 Cash Over/Short- Pro Shop	0.00	8.34	-8.34	-100.0 %	0.00	16.68	-16.68	-100.0 %
5400 Total ADMIN SERVICES	35,770.15	24,255.91	11,514.24	47.5 %	46,457.81	48,511.82	-2,054.01	-4.2 %
5490 EQUIPMENT LEASES & RENTALS								
5491 Equipment Leases	298.20	333.34	-35.14	-10.5 %	557.29	666.68	-109.39	-16.4 %
5490 Total EQUIPMENT LEASES & REN	298.20	333.34	-35.14	-10.5 %	557.29	666.68	-109.39	-16.4 %
5500 Miscellaneous Charges								
5501 Late Charges	1,175.00	0.00	1,175.00		1,175.00	0.00	1,175.00	
5508 Keys and Fobs	35.00	0.00	35.00		35.00	0.00	35.00	
5520 Refunds- Assessment	469.10	125.00	344.10	275.3 %	2,648.20	250.00	2,398.20	959.3 %
5500 Total Miscellaneous Charges	1,679.10	125.00	1,554.10	1,243.3 %	3,858.20	250.00	3,608.20	1,443.3 %
5550 COST OF GOODS SOLD								
5551 Cost of Goods Sold- Beer & Wine	0.00	333.34	-333.34	-100.0 %	169.74	666.68	-496.94	-74.5 %
5552 Cost of Goods Sold- Food	29.56	375.00	-345.44	-92.1 %	251.44	750.00	-498.56	-66.5 %
5553 Cost of Goods Sold- Merchandise	0.00	333.34	-333.34	-100.0 %	324.43	666.68	-342.25	-51.3 %
5560 Golf Pass Refunds	0.00	58.34	-58.34	-100.0 %	0.00	116.68	-116.68	-100.0 %
5550 Total COST OF GOODS SOLD	29.56	1,100.02	-1,070.46	-97.3 %	745.61	2,200.04	-1,454.43	-66.1 %
5600 REC FACILITIES								
5601 Heat & A/C	959.93	541.67	418.26	77.2 %	959.93	1,083.34	-123.41	-11.4 %
5602 Roof Maintenance	0.00	291.67	-291.67	-100.0 %	0.00	583.34	-583.34	-100.0 %
5603 Contractors	4,948.00	916.67	4,031.33	439.8 %	12,132.00	1,833.34	10,298.66	561.7 %
5604 Facility Supplies	281.18	208.34	72.84	35.0 %	677.39	416.68	260.71	62.6 %
5605 Swimming Pool Services	0.00	233.34	-233.34	-100.0 %	0.00	466.68	-466.68	-100.0 %
5606 Swimming Pool Parts & Supplies	481.50	666.67	-185.17	-27.8 %	918.53	1,333.34	-414.81	-31.1 %
5610 Swimming Pool Cleaning Services	0.00	625.00	-625.00	-100.0 %	0.00	1,250.00	-1,250.00	-100.0 %

	Actual 02/01/22 - 02/28/22	Budget 02/22 - 02/22	\$ Change	% Change	Actual YTD 01/01/22 - 02/28/22	Budget YTD 01/22 - 02/22	\$ Change	% Change
5611 Janitorial Services	249.15	333.34	-84.19	-25.3 %	397.80	666.68	-268.88	-40.3 %
5613 Swimming Pool Monitoring	612.00	320.00	292.00	91.2 %	612.00	640.00	-28.00	-4.4 %
5616 Golf Cart Maintenance	0.00	250.00	-250.00	-100.0 %	0.00	500.00	-500.00	-100.0 %
5600 Total REC FACILITIES	7,531.76	4,386.70	3,145.06	71.7 %	15,697.65	8,773.40	6,924.25	78.9 %
6000 PAYROLL & EMPLOYEE BENEFITS								
6001 Employee Benefits	458.46	2,438.34	-1,979.88	-81.2 %	1,540.75	4,876.68	-3,335.93	-68.4 %
6002 Wages	8,423.59	23,015.84	-14,592.25	-63.4 %	17,124.16	46,031.68	-28,907.52	-62.8 %
6003 Wages- Temp	12,164.47	0.00	12,164.47		23,940.91	0.00	23,940.91	
6004 Employer Taxes	995.28	2,382.17	-1,386.89	-58.2 %	2,040.52	4,764.34	-2,723.82	-57.2 %
6006 Payroll Fees	300.08	258.34	41.74	16.2 %	717.91	516.68	201.23	38.9 %
6008 Wages- Pro Shop	6,471.03	7,903.09	-1,432.06	-18.1 %	11,192.28	15,806.18	-4,613.90	-29.2 %
6009 Employee Benefits- Pro Shop	337.42	1,027.42	-690.00	-67.2 %	510.42	2,054.84	-1,544.42	-75.2 %
6010 Employer Taxes- Pro Shop	782.75	818.00	-35.25	-4.3 %	1,353.98	1,636.00	-282.02	-17.2 %
6012 Wages- Golf Course	11,317.06	18,381.00	-7,063.94	-38.4 %	22,430.74	36,762.00	-14,331.26	-39.0 %
6013 Employee Benefits- Golf Course	1,443.46	2,389.50	-946.04	-39.6 %	5,086.67	4,779.00	307.67	6.4 %
6014 Employer Taxes- Golf Course	1,324.49	1,902.42	-577.93	-30.4 %	2,651.12	3,804.84	-1,153.72	-30.3 %
6000 Total PAYROLL & EMPLOYEE BENEFITS	44,018.09	60,516.12	-16,498.03	-27.3 %	88,589.46	121,032.24	-32,442.78	-26.8 %
6050 Contingency Operations	0.00	166.67	-166.67	-100.0 %	0.00	333.34	-333.34	-100.0 %
6051 Coningecny- Pool	0.00	166.67	-166.67	-100.0 %	0.00	333.34	-333.34	-100.0 %
6052 Contingency- Pro Shop	0.00	166.67	-166.67	-100.0 %	0.00	333.34	-333.34	-100.0 %
6053 Contingency- Golf Course	0.00	166.67	-166.67	-100.0 %	0.00	333.34	-333.34	-100.0 %
TOTAL EXPENSE	105,058.46	113,788.20	-8,729.74	-7.7 %	182,261.92	227,576.40	-45,314.48	-19.9 %
NET INCOME	132,148.25	-90,916.90	223,065.15	245.4 %	780,687.89	909,166.20	-128,478.31	-14.1 %
NET INCOME SUMMARY								
Income	237,206.71	22,871.30	214,335.41	937.1 %	962,949.81	1,136,742.60	-173,792.79	-15.3 %
Expense	-105,058.46	-113,788.20	8,729.74	7.7 %	-182,261.92	-227,576.40	45,314.48	19.9 %
Other Income & Expense	0.00	0.00	0.00		0.00	0.00	0.00	
NET INCOME	132,148.25	-90,916.90	223,065.15	245.4 %	780,687.89	909,166.20	-128,478.31	-14.1 %

Profit & Loss 12 Month Recap

Properties: King City Civic Association,King City Golf Course,King City Pro Shop
 Monthly recap 01/01/22 - 02/28/22 (cash basis)

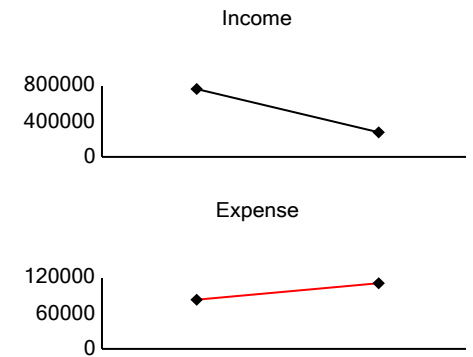

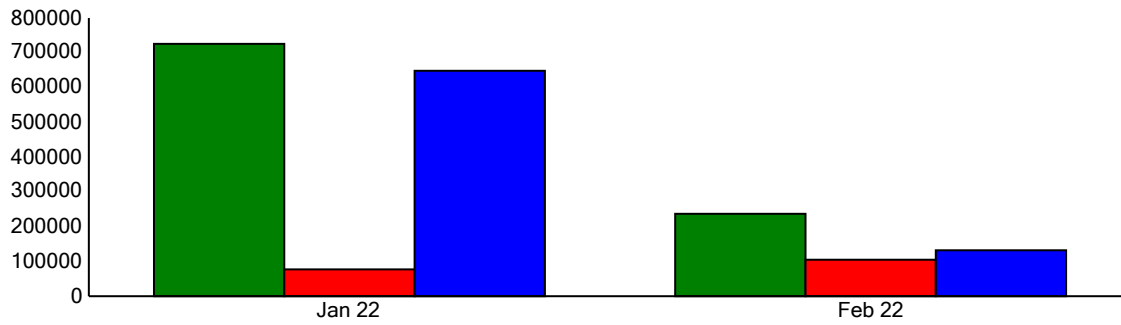
	JAN 22	FEB 22	TOTAL
INCOME			
4000 Income			
4001 Regular Assessments	720,908.60	218,291.74	939,200.34
4100 Interest Revenue	0.00	16.97	16.97
4103 Annual Unlimited Golf Pass	23,275.00	1,050.00	24,325.00
4104 Winter Golf Pass	450.00	0.00	450.00
4105 Season Golf Pass	4,675.00	5,950.00	10,625.00
4106 Trail Pass- Cart Registration	1,815.00	515.00	2,330.00
4107 Golf Club Storage	375.00	0.00	375.00
4108 Daily Green Fees	7,457.00	8,836.00	16,293.00
4109 Facility Rental	0.00	475.00	475.00
4110 Sales- Food	72.00	142.00	214.00
4111 Sales- Beer & Wine	33.00	145.00	178.00
4112 Sales- Merchandise	281.50	269.00	550.50
4116 Power Cart Rentals	700.00	780.00	1,480.00
4501 Late Charges	250.00	350.00	600.00
4511 Keys and Fobs	0.00	386.00	386.00
4000 Total Income	760,292.10	237,206.71	997,498.81
4900 Reserve Income			
4901 Reserve Assessments	-34,549.00	0.00	-34,549.00
4900 Total Reserve Income	-34,549.00	0.00	-34,549.00
TOTAL INCOME	725,743.10	237,206.71	962,949.81
EXPENSE			
5000 Maintenance and Repair Services			
5006 Tool & Small Equipment	0.00	49.99	49.99
5007 Equipment Parts- Golf Course	1,562.20	2,767.73	4,329.93
5008 Janitorial Services	427.30	280.24	707.54
5010 Janitorial Supplies	248.29	687.60	935.89
5011 Gas & Oil	0.00	1,094.94	1,094.94
5162 Security/Monitoring	325.00	25.00	350.00
5186 Supplies- Operating	235.77	0.00	235.77
5187 Supplies- Pro Shop	227.88	49.88	277.76
5188 Supplies- Golf Course	138.62	77.73	216.35
5000 Total Maintenance and Repair Serv	3,165.06	5,033.11	8,198.17
5200 LANDSCAPING			
5204 Tree Replacement/Pruning	0.00	900.00	900.00
5214 Fertilizer	0.00	110.03	110.03

	JAN 22	FEB 22	TOTAL
5215 Chemicals- Golf Course	0.00	875.00	875.00
5200 Total LANDSCAPING	0.00	1,885.03	1,885.03
5300 UTILITY			
5301 Utility - Water	406.50	410.96	817.46
5302 Utility - Sewer	2,128.62	0.00	2,128.62
5303 Utility - Electricity	0.00	1,687.59	1,687.59
5304 Utility - Natural Gas	1,787.59	1,625.70	3,413.29
5305 Utility - Garbage and Recycling	246.36	181.56	427.92
5306 Utility - Telephone	1,439.75	1,436.43	2,876.18
5308 Utility - Cable Television	2.11	2.11	4.22
5309 Utility - Internet Services	199.95	199.95	399.90
5310 Utility- Water- Pro Shop	236.72	223.34	460.06
5311 Utility- Electricity- Pro Shop	0.00	570.29	570.29
5312 Utility- Garbage & Recycling- Pro Sh	73.78	73.78	147.56
5313 Utility- Water- Golf Course	58.43	64.93	123.36
5314 Utility- Electricity- Golf Course	0.00	840.31	840.31
5315 Utility- Garbage & Recycling- Golf C	383.25	286.05	669.30
5318 Utility- Sewer- Golf Course	393.90	0.00	393.90
5319 Utility- Water- Pool	102.28	97.82	200.10
5321 Utility- Electricity- Pool	0.00	1,112.64	1,112.64
5300 Total UTILITY	7,459.24	8,813.46	16,272.70
5400 ADMIN SERVICES			
5401 Management Services - Contract	4,700.00	4,700.00	9,400.00
5402 Management Services - Extra	16.82	16.24	33.06
5407 Dues/Memberships/Subscriptions	577.67	498.50	1,076.17
5410 Office Supplies/Printing/Postage	1,393.41	367.07	1,760.48
5413 Mileage- Training/CE/Meetings	200.00	200.00	400.00
5421 Hello Neighbors	119.61	41.01	160.62
5423 Office Supplies- Pro Shop	71.84	240.20	312.04
5430 Website Expenses	100.00	100.00	200.00
5431 Library Expenses	0.00	290.97	290.97
5438 Legal/Collection Expenses	0.00	6,853.50	6,853.50
5440 Legal- Pool Litigation	0.00	14,769.08	14,769.08
5446 Accounting/Tax Returns/Reviews	0.00	460.00	460.00
5455 Licenses/Annual Reports- Pro Shop	0.00	435.00	435.00
5458 Insurance	2,792.58	5,585.16	8,377.74
5459 Auto Insurance	198.17	396.34	594.51
5478 Bank Charges	5.00	0.00	5.00
5479 Merchant Fees	512.56	817.08	1,329.64
5400 Total ADMIN SERVICES	10,687.66	35,770.15	46,457.81
5490 EQUIPMENT LEASES & RENTALS			
5491 Equipment Leases	259.09	298.20	557.29
5490 Total EQUIPMENT LEASES & REN	259.09	298.20	557.29

	JAN 22	FEB 22	TOTAL
5500 Miscellaneous Charges			
5501 Late Charges	0.00	1,175.00	1,175.00
5508 Keys and Fobs	0.00	35.00	35.00
5520 Refunds- Assessment	2,179.10	469.10	2,648.20
5500 Total Miscellaneous Charges	2,179.10	1,679.10	3,858.20
5550 COST OF GOODS SOLD			
5551 Cost of Goods Sold- Beer & Wine	169.74	0.00	169.74
5552 Cost of Goods Sold- Food	221.88	29.56	251.44
5553 Cost of Goods Sold- Merchandise	324.43	0.00	324.43
5550 Total COST OF GOODS SOLD	716.05	29.56	745.61
5600 REC FACILITIES			
5601 Heat & A/C	0.00	959.93	959.93
5603 Contractors	7,184.00	4,948.00	12,132.00
5604 Facility Supplies	396.21	281.18	677.39
5606 Swimming Pool Parts & Supplies	437.03	481.50	918.53
5611 Janitorial Services	148.65	249.15	397.80
5613 Swimming Pool Monitoring	0.00	612.00	612.00
5600 Total REC FACILITIES	8,165.89	7,531.76	15,697.65
6000 PAYROLL & EMPLOYEE BENEFITS			
6001 Employee Benefits	1,082.29	458.46	1,540.75
6002 Wages	8,700.57	8,423.59	17,124.16
6003 Wages- Temp	11,776.44	12,164.47	23,940.91
6004 Employer Taxes	1,045.24	995.28	2,040.52
6006 Payroll Fees	417.83	300.08	717.91
6008 Wages- Pro Shop	4,721.25	6,471.03	11,192.28
6009 Employee Benefits- Pro Shop	173.00	337.42	510.42
6010 Employer Taxes- Pro Shop	571.23	782.75	1,353.98
6012 Wages- Golf Course	11,113.68	11,317.06	22,430.74
6013 Employee Benefits- Golf Course	3,643.21	1,443.46	5,086.67
6014 Employer Taxes- Golf Course	1,326.63	1,324.49	2,651.12
6000 Total PAYROLL & EMPLOYEE BEN	44,571.37	44,018.09	88,589.46
TOTAL EXPENSE	77,203.46	105,058.46	182,261.92
NET INCOME	648,539.64	132,148.25	780,687.89

NET INCOME SUMMARY

	JAN 22	FEB 22	TOTAL
Income	725,743.10	237,206.71	962,949.81
Expense	-77,203.46	-105,058.46	-182,261.92
NET INCOME	648,539.64	132,148.25	780,687.89



Balance Sheet

Property: King City Civic Association Reserves
As of 02/28/22 (cash basis)

ASSETS

Bank		
1011 Cash in NW Bank Money Market Reserves		162,092.83
1022 Cash in NW Bank Sweep Reserve		630,652.11
1024 Cash in NW Bank Ln Pmt Reserve		102,670.49
Total Bank		<u>895,415.43</u>
Other Asset		
1600 Interfund		-149,513.10
Total Other Asset		<u>-149,513.10</u>
TOTAL ASSETS		<u><u>745,902.33</u></u>

LIABILITIES & EQUITY

Liabilities

Other Current Liability		
2100 Notes Payable		1,088,047.54
Total Other Current Liability		<u>1,088,047.54</u>
Total Liabilities		1,088,047.54

Equity

3002 Replacement Fund Balance Prior Year		-366,441.65
3101 Current Year Income		24,296.44
Total Equity		<u>-342,145.21</u>
TOTAL LIABILITIES & EQUITY		<u><u>745,902.33</u></u>

Budget Comparison

Property: King City Civic Association Reserves

Comparison Periods: 02/01/22 - 02/28/22 and 01/01/22 - 02/28/22 (cash basis)

	Actual 02/01/22 - 02/28/22	Budget 02/22 - 02/22	\$ Change	% Change	Actual YTD 01/01/22 - 02/28/22	Budget YTD 01/22 - 02/22	\$ Change	% Change
INCOME								
4900 Reserve Income								
4901 Reserve Assessments	0.00	0.00	0.00		34,549.00	70,000.00	-35,451.00	-50.6 %
4902 Transfer Fees- Reserve Assessme	16,635.00	0.00	16,635.00		72,971.00	0.00	72,971.00	
4906 Reserve Interest	137.83	0.00	137.83		308.97	0.00	308.97	
4900 Total Reserve Income	16,772.83	0.00	16,772.83		107,828.97	70,000.00	37,828.97	54.0 %
TOTAL INCOME	16,772.83	0.00	16,772.83		107,828.97	70,000.00	37,828.97	54.0 %
EXPENSE								
5400 ADMIN SERVICES								
5495 Loan Interest Expense	55,216.53	0.00	55,216.53		55,216.53	0.00	55,216.53	
5400 Total ADMIN SERVICES	55,216.53	0.00	55,216.53		55,216.53	0.00	55,216.53	
8000 Reserve Expense								
8001 Pool Construction Loan Payment	0.00	0.00	0.00		0.00	108,814.00	-108,814.00	-100.0 %
8002 Golf Sanding Program	0.00	0.00	0.00		0.00	4,311.00	-4,311.00	-100.0 %
8003 Golf Drainage Program	22,800.00	0.00	22,800.00		22,800.00	33,825.00	-11,025.00	-32.6 %
8004 Landscape & Drainage (Downspou	0.00	0.00	0.00		3,221.00	0.00	3,221.00	
8005 Golf Irrigation - System Repair - 2n	0.00	0.00	0.00		0.00	45,755.00	-45,755.00	-100.0 %
8007 Golf - Misc. - Turf Vacuum	0.00	0.00	0.00		0.00	16,528.00	-16,528.00	-100.0 %
8008 Crown Center Roof + Gutters/Dowr	795.00	0.00	795.00		795.00	0.00	795.00	
8010 Gazebo Repairs	0.00	0.00	0.00		0.00	1,500.00	-1,500.00	-100.0 %
8014 Pool Litigation Repairs	0.00	0.00	0.00		0.00	246,593.00	-246,593.00	-100.0 %
8015 Clubhouse Circuits	0.00	0.00	0.00		1,500.00	0.00	1,500.00	
8019 Golf - Mowers - 3100 Toro	0.00	0.00	0.00		0.00	41,078.00	-41,078.00	-100.0 %
8020 Outdoor Furniture Replacement (Pc	0.00	0.00	0.00		0.00	1,800.00	-1,800.00	-100.0 %
8024 Maintenance Shop Painting/Sliding	0.00	0.00	0.00		0.00	4,750.00	-4,750.00	-100.0 %
8025 USGA Green Survey for Golf Cours	0.00	0.00	0.00		0.00	3,223.00	-3,223.00	-100.0 %
8026 Golf - Tools and Small Equipment	0.00	0.00	0.00		0.00	2,946.00	-2,946.00	-100.0 %
8027 Water Heater Replacement	0.00	0.00	0.00		0.00	2,242.00	-2,242.00	-100.0 %
8029 Website Development	0.00	0.00	0.00		0.00	6,000.00	-6,000.00	-100.0 %
8030 Golf: Fairway Mower	0.00	0.00	0.00		0.00	79,990.00	-79,990.00	-100.0 %
8031 Golf: Transporter	0.00	0.00	0.00		0.00	15,499.00	-15,499.00	-100.0 %
8032 Maintenance Shop Fence Repair	0.00	0.00	0.00		0.00	8,690.00	-8,690.00	-100.0 %
8033 Pump Station Roof Replacement	0.00	0.00	0.00		0.00	3,200.00	-3,200.00	-100.0 %
8034 Outdoor Pool Consultant	0.00	0.00	0.00		0.00	25,000.00	-25,000.00	-100.0 %
8035 Master Deisgn- Renovations	0.00	0.00	0.00		0.00	50,000.00	-50,000.00	-100.0 %
8000 Total Reserve Expense	23,595.00	0.00	23,595.00		28,316.00	701,744.00	-673,428.00	-96.0 %

	Actual 02/01/22 - 02/28/22	Budget 02/22 - 02/22	\$ Change	% Change	Actual YTD 01/01/22 - 02/28/22	Budget YTD 01/22 - 02/22	\$ Change	% Change
TOTAL EXPENSE	78,811.53	0.00	78,811.53		83,532.53	701,744.00	-618,211.47	-88.1 %
NET INCOME	-62,038.70	0.00	-62,038.70		24,296.44	-631,744.00	656,040.44	103.8 %
NET INCOME SUMMARY								
Income	16,772.83	0.00	16,772.83		107,828.97	70,000.00	37,828.97	54.0 %
Expense	-78,811.53	0.00	-78,811.53		-83,532.53	-701,744.00	618,211.47	88.1 %
Other Income & Expense	0.00	0.00	0.00		0.00	0.00	0.00	
NET INCOME	-62,038.70	0.00	-62,038.70		24,296.44	-631,744.00	656,040.44	103.8 %

Profit & Loss 12 Month Recap

Property: King City Civic Association Reserves

Monthly recap 01/01/22 - 02/28/22 (cash basis)

	JAN 22	FEB 22	TOTAL
INCOME			
4900 Reserve Income			
4901 Reserve Assessments	34,549.00	0.00	34,549.00
4902 Transfer Fees- Reserve Assessment	56,336.00	16,635.00	72,971.00
4906 Reserve Interest	171.14	137.83	308.97
4900 Total Reserve Income	91,056.14	16,772.83	107,828.97
TOTAL INCOME	91,056.14	16,772.83	107,828.97
EXPENSE			
5400 ADMIN SERVICES			
5495 Loan Interest Expense	0.00	55,216.53	55,216.53
5400 Total ADMIN SERVICES	0.00	55,216.53	55,216.53
8000 Reserve Expense			
8003 Golf Drainage Program	0.00	22,800.00	22,800.00
8004 Landscape & Drainage (Downspouts	3,221.00	0.00	3,221.00
8008 Crown Center Roof + Gutters/Downs	0.00	795.00	795.00
8015 Clubhouse Circuits	1,500.00	0.00	1,500.00
8000 Total Reserve Expense	4,721.00	23,595.00	28,316.00
TOTAL EXPENSE	4,721.00	78,811.53	83,532.53
NET INCOME	86,335.14	-62,038.70	24,296.44

NET INCOME SUMMARY

	JAN 22	FEB 22	TOTAL
Income	91,056.14	16,772.83	107,828.97
Expense	-4,721.00	-78,811.53	-83,532.53
NET INCOME	86,335.14	-62,038.70	24,296.44

